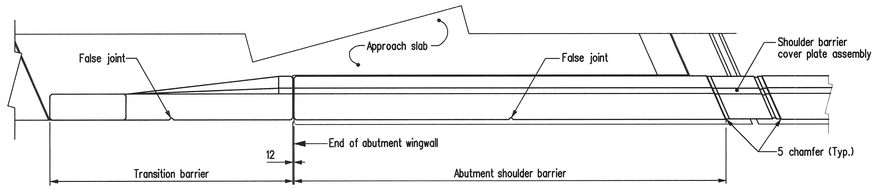

NORTH -WEST CORNER PLAN

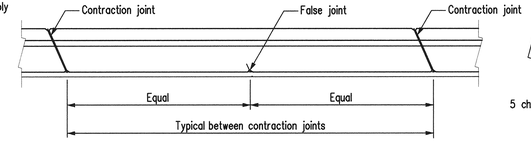

TYPICAL BETWEEN CONTRACTION JOINTS

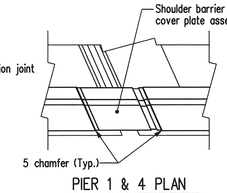

PIER 1 & 4 PLAN

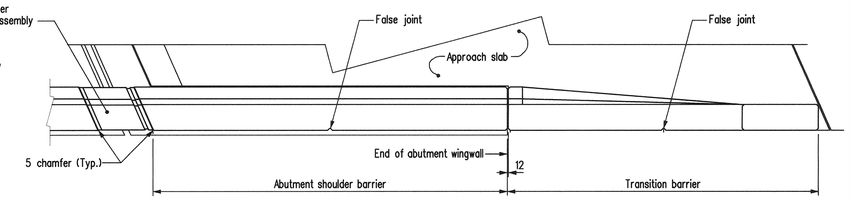

SOUTH-WEST CORNER PLAN

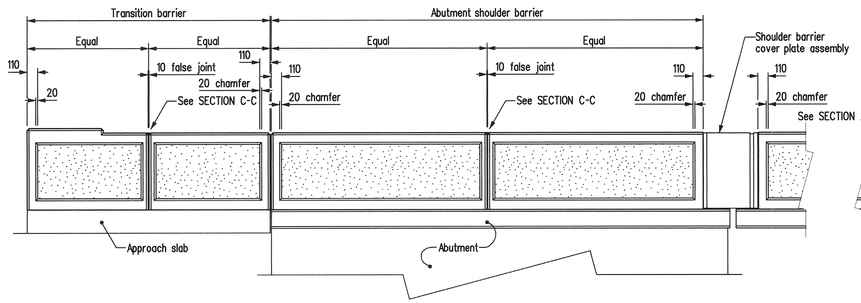

NORTH-WEST CORNER ELEVATION

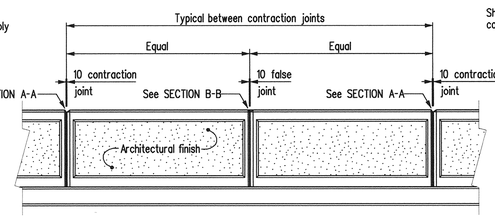

TYPICAL BETWEEN CONTRACTION JOINTS

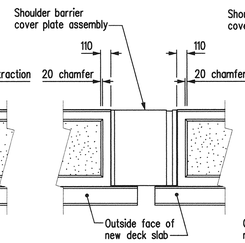

PIER 1 & 4 ELEVATION

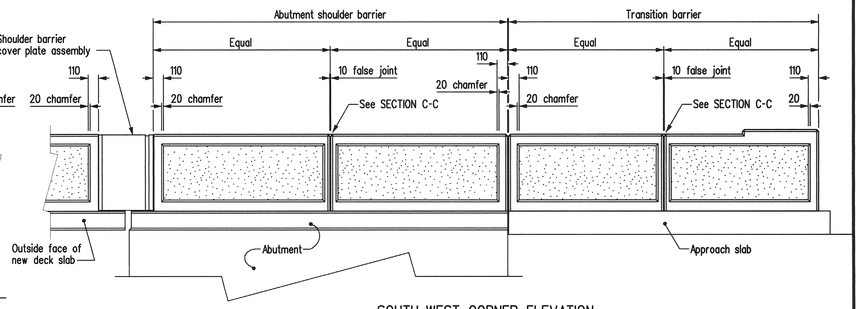

SOUTH-WEST CORNER ELEVATION

DETAILS OF WEST SHOULDER BARRIER

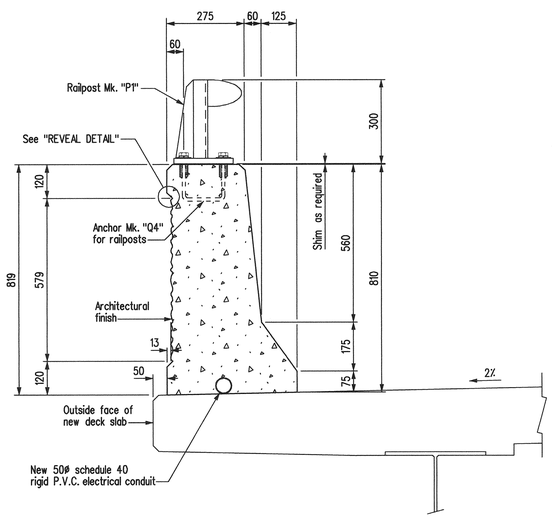

TYPICAL SECTION

Showing West side shoulder barrier on bridge deck.
Scale 1 : 10

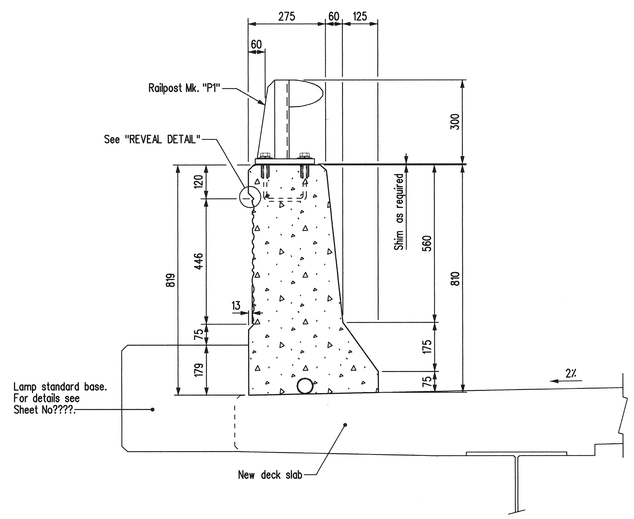

SECTION AT LAMP STANDARD BASE

Scale 1 : 10

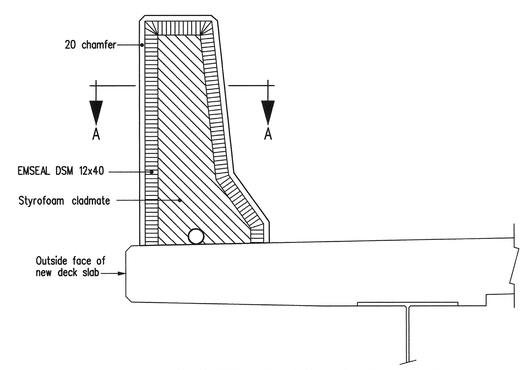

SECTION AT CONTRACTION JOINT

Scale 1 : 10

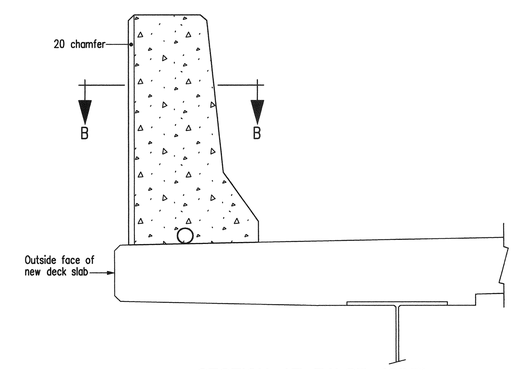

SECTION AT FALSE JOINT

Similar for all false joints.
Scale 1 : 10

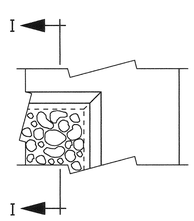

ELEVATION

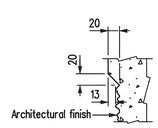

SECTION I-I

REVEAL DETAIL

Scale 1 : 5

NOTE:

For SECTION A-A, B-B and C-C see Sheet No. 100

REVISIONS		
DATE	BY	DESCRIPTION

PROVINCE OF MANITOBA
MAR 15/10
S.S
RIHAL
REGISTERED PROFESSIONAL ENGINEER

WEST SHOULDER BARRIER -STAGE 2 CONCRETE DETAILS

RECONSTRUCTION AND STRENGTHENING OF EXISTING BRIDGE
OVER ASSINIBOINE RIVER - CONTRACT THREE
ON P.T.H. No. 100 IN R.L.'S 72, 73 & 94
PARISH OF ST. CHARLES

CITY OF WINNIPEG

Manitoba
Infrastructure and Transportation
Water Control & Structures

RELEASED FOR CONSTRUCTION BY:
DIRECTOR — DATE
STRUCTURES, DESIGN AND CONSTRUCTION BRANCH

DESIGN	BY: M.B.C.	SCALE: 1 : 30 or As Shown
	CHECKED: S.S.R.	SHEET No. 104
DETAILS	BY: D.P.W.	
	CHECKED: S.S.R./J.J.	SITE No. 2924-00

...\292400_shoulder_barrier.dgn 2010-03-12 3:27:01 PM