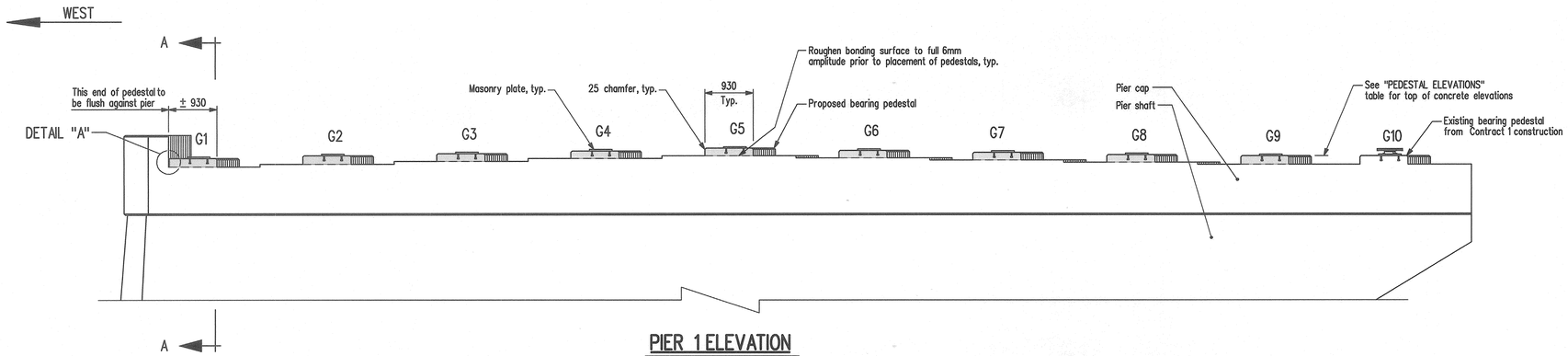

PIER 1 ELEVATION

Shown normal to face of pier.
Pier 4 similar.

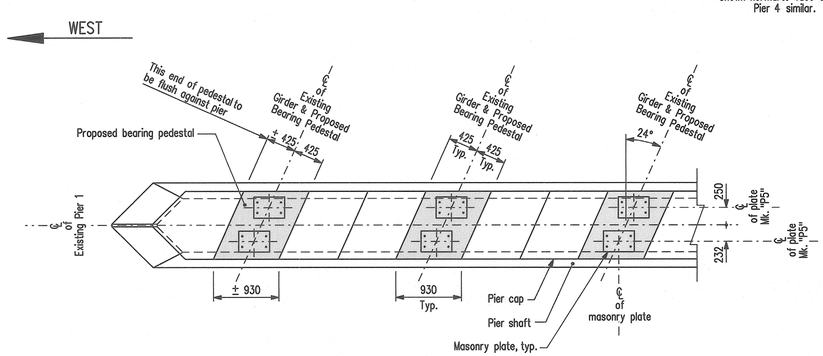

PIER 1 PART PLAN

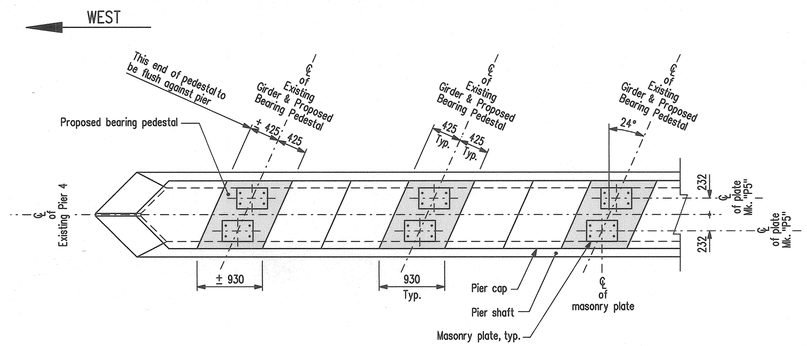

PIER 4 PART PLAN

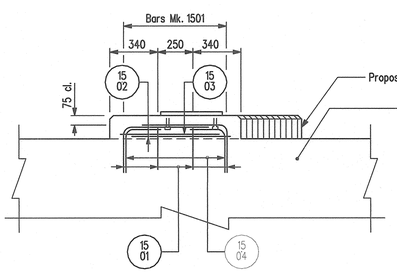

PEDESTAL ELEVATION

Shown normal to face of pier.
New bearing not shown.
Scale 1 : 20

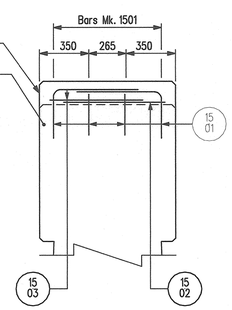

SECTION B-B

Scale 1 : 20

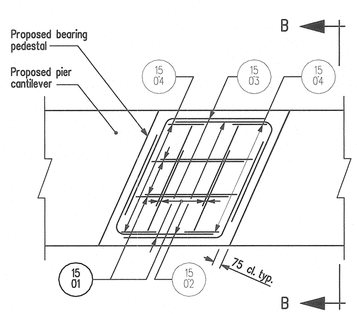

PEDESTAL PLAN

Scale 1 : 20

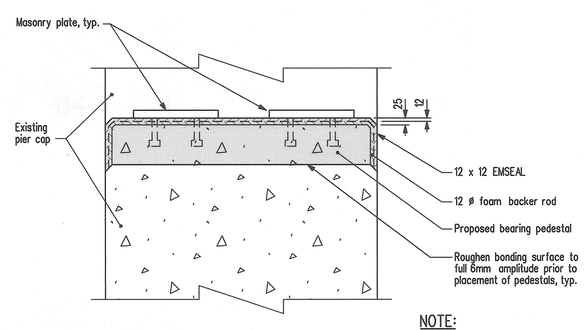

SECTION A-A

Scale 1 : 10

NOTE:

1. All surfaces in contact with EMSEAL sealant shall be sandblasted before sealant installation.

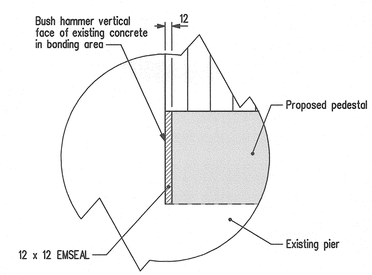

DETAIL "A"

Scale 1 : 5

BILL OF REINFORCING FOR NEW PIER PEDESTALS — SITE No. 2924-00

MARK	TYPE	PIN DIAMETER	LENGTH	No.	MASS	BENDING DIAGRAM
1501	BENT	90	940	144	212.52	330, 610
1502	BENT	90	1 450	36	81.95	280, 690, 660, 760
1503	BENT	90	1 450	36	81.95	690, 640, 280, 760
1504	BENT	90	580	72	65.56	250, 330

Total mass of reinforcing steel	441.99 kg
Total volume of structural concrete	2.360 m³

NOTES:

1. All dimensions given in bending diagram are out to out, except radii and extensions on 90°, 135° & 180° hooks. Extensions on 90°, 135° & 180° hooks are the "A" or "C" dimensions for the standard 90°, 135° & 180° hooks referenced from the RSIC "Manual of Standard Practice". Radii are inside dimensions. All reinforcing steel bends and hooks shall conform to Clause 6.6.2 of C.S.A. A23.1-04, unless noted otherwise in the BILL OF REINFORCING STEEL.
2. All reinforcing steel shall be deformed steel, unless noted otherwise in the BILL OF REINFORCING STEEL.
3. All reinforcing steel shall conform to CSA G30.18-M92 "Billet Steel Bars for Concrete Reinforcement" Grade 400W, unless noted otherwise in the BILL OF REINFORCING STEEL.
4. Like bars shall be bundled, securely tied and identified as to Mark and Site No. by appropriate means. All other items to be identified in a similar fashion.
5. All bars shall be bent in accordance with the following detail:

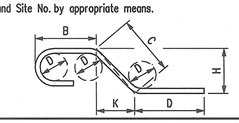

REVISIONS		
DATE	BY	DESCRIPTION

PROVINCE OF MANITOBA — Mar. 15/10 — S.S RIHAL — REGISTERED PROFESSIONAL ENGINEER

NEW BEARING PEDESTAL CONCRETE AND REINFORCING DETAILS

RECONSTRUCTION AND STRENGTHENING OF EXISTING BRIDGE
OVER ASSINIBOINE RIVER - CONTRACT THREE
ON P.T.H. No. 100 IN R.L.'S 72, 73 & 94
PARISH OF ST. CHARLES

CITY OF WINNIPEG

Manitoba Infrastructure and Transportation
Water Control & Structures

RELEASED FOR CONSTRUCTION BY: Ruth Eden March 15/10
DIRECTOR — DATE
STRUCTURES, DESIGN AND CONSTRUCTION BRANCH

DESIGN	BY: M.B.C.	SCALE: 1 : 40	SHEET No. 43
	CHECKED: S.S.R.		
DETAILS	BY: M.S.	or as shown	SITE No. 2924-00
	CHECKED: S.S.R./J.J.		

...\292400_Pier Bearing Seat_Conc & Reinf_Contract3.dgn 2010-03-12 1:37:52 PM