

TYPICAL SIGNAL FLASHER HEAD (AMBER LENS 300mm)

RB-25
1200 x 1500

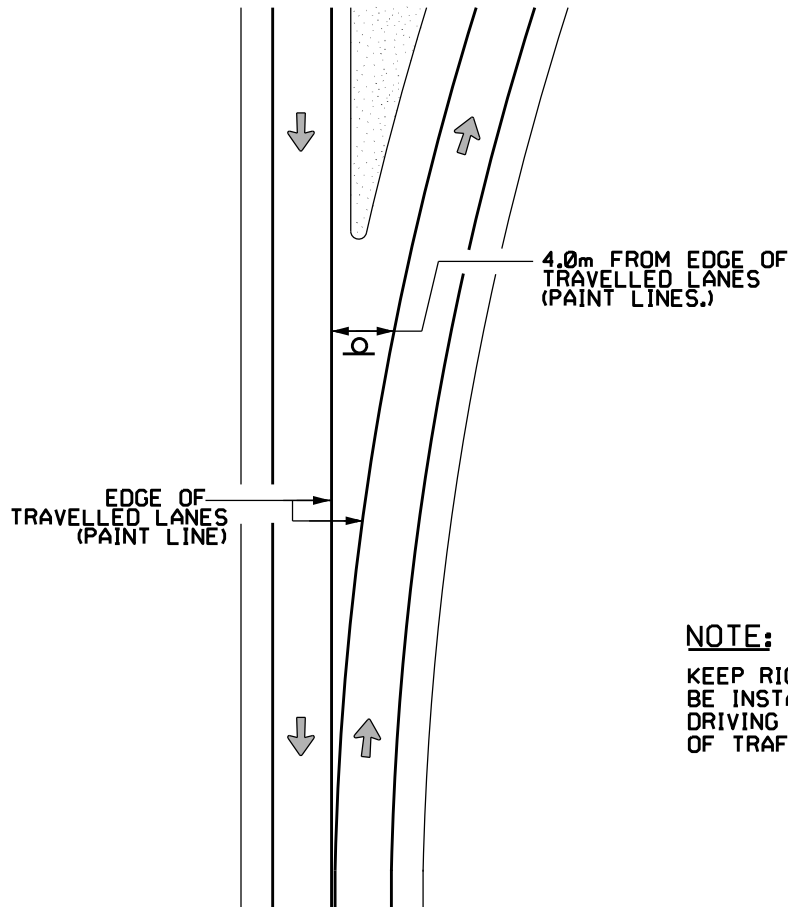
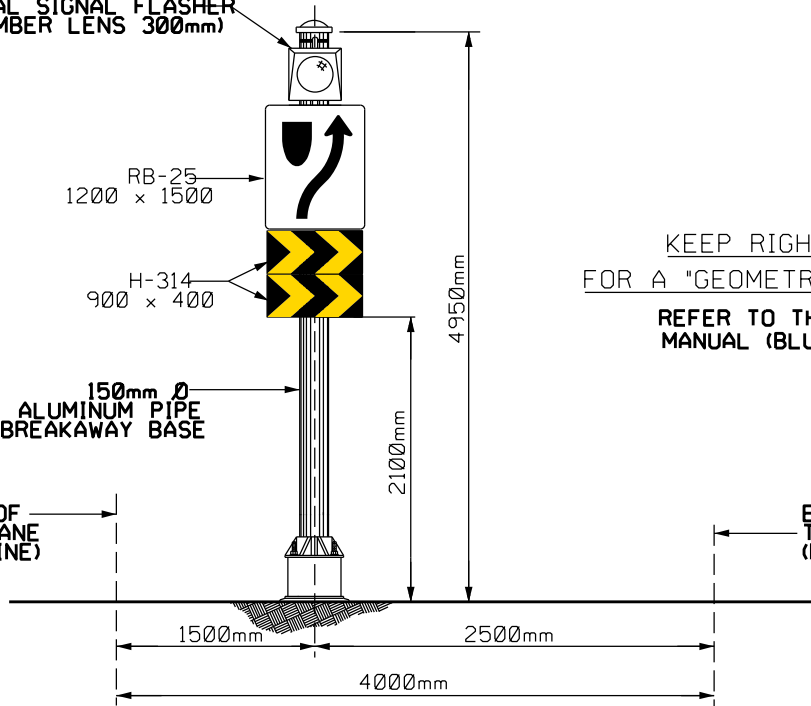
H-314
900 x 400

150mm Ø
ALUMINUM PIPE
C/W BREAKAWAY BASE

KEEP RIGHT SIGN (RB-25)
FOR A "GEOMETRY A" GORE LOCATION
REFER TO THE TRAFFIC SIGN
MANUAL (BLUE MANUAL) SB-10

EDGE OF
TRAVELLED LANE
(PAINT LINE)


EDGE OF
TRAVELLED LANE
(PAINT LINE)



NOTE:

KEEP RIGHT c/w FLASHING SIGNAL WILL ONLY BE INSTALLED WHERE THERE IS A DEVIATION IN DRIVING LANE, UNLESS SPECIFIED BY THE DIRECTOR OF TRAFFIC ENGINEERING.

REVISIONS	DATE	DESCRIPTION	BY
	10-06	ORIGINAL	BJ

Manitoba 
Infrastructure and
Transportation
TRAFFIC ENGINEERING

FLASHING RB-25 (KEEP RIGHT) SIGN
LOCATION AND POSITION
APPROVED BY: LUCIEN GAGNON

SCALE:	N.T.S.
DATE:	12-2004
PREP. BY:	D.G.C.
E-018b	