

4.0 Carrier Profiles

The Manitoba government monitors the on-road safety performance of motor carriers and operators of regulated vehicles using a carrier's Carrier Profile. Carrier Profile is overseen by Permits & Approvals of Manitoba Infrastructure.

Carrier Profile is described in [National Safety Code Standard 7](#). Manitoba assigns a safety rating to all motor carriers and operators of regulated vehicles with registered National Safety Code (NSC) vehicles (Manitoba Public Insurance issues an NSC number when a NSC vehicle is registered).

Carrier Profile tracks all roadside events (convictions, inspections, and accidents) that happen in Canada. The information on the carrier profile covers the most recent 24-month period and the carrier's performance thresholds are used to determine the carrier's safety risk.

Carrier Performance Thresholds*	Level of Intervention	Action Required
0-40%	Acceptable	No action required
41-64%	Intervention Level 1	First performance review letter sent
65-84%	Intervention Level 2	Second performance review letter sent
85%+	Intervention Level 3	Facility audit, safety plan interview and monitoring
	Administrative Intervention	Cancellation of SFC and vehicle registration and/or implement measures to limit fleet size

* *Carrier Performance Thresholds (also known as performance ratings) are best understood as levels at which actions are taken by Road Safety, based on an operator's recent safety history. They are determined by comparing convictions, inspections and at-fault accidents against other operators with the same average fleet size.*

Safety Ratings

Manitoba assigns a safety rating to all operators of regulated vehicles with registered National Safety Code vehicles. The safety rating is based on the operator's facility audit results and its performance thresholds (see section 5.0 Facility Audits and Investigations for more information). All operators start with a rating of Satisfactory Unaudited. There are four safety ratings:

- **Satisfactory Unaudited** – assigned to all new operators of regulated vehicles with registered NSC vehicles. An operator may remain in this category indefinitely
- **Satisfactory** – assigned when an operator passes a facility audit and the carrier's performance ratings are less than 85 per cent at the time the audit is completed
- **Conditional** – assigned when an operator passes/fails a facility audit AND the operator's performance rating is greater than 85 per cent at the time the audit is completed

- **Unsatisfactory** – assigned when an operator’s performance has deteriorated to the point where Road Safety deems the operator an unacceptable safety risk. An operator rated as Unsatisfactory will have their registrations suspended, and are prohibited from operating regulated vehicles in Manitoba.

Confidentiality of the Carrier Profile

The information in a carrier profile is not released or discussed with anyone, except the identified motor carrier, the motor carrier’s agent (once a signed letter of release is submitted to Permits & Approvals), a police agency, a requesting province and the courts.

Public Access to Your Carrier Profile: C-SNAP (Carrier Snapshot)

The carrier Snapshot (C-SNAP) website provides free public access to safety rating information on carriers that are base plated in Manitoba. C-SNAP provides general carrier information such as a carrier’s National Safety Code number, Safety Fitness Certificate information and USDOT numbers; fleet size, insurance coverage; CVSA inspection results and safety fitness rating. It does not provide any of the confidential details regarding roadside events.

The C-SNAP website is https://www.gov.mb.ca/mit/mcd/safety_monitoring/cps/snapshot.html

Access to your Carrier Profile

To access your carrier profile, please contact the Profile Analyst at 204-945-5897 to obtain your password. Once information is verified, a password will be issued and saved to your file. This same password is used to renew your Safety Fitness Certificate online. If our office is unable to confirm details, then a written/signed request for a password on official letterhead, would need to be either faxed (204) 948-2078 or emailed to our office at SFC@gov.mb.ca

Your carrier profile may be viewed at https://www.gov.mb.ca/mit/mcd/safety_monitoring/cps/index.html

Your Carrier Profile Report gives you an opportunity to verify that all roadside events for your NSC number are accurate. It is also an excellent management tool that gives you a comprehensive picture of the on-road performance of your drivers and vehicles.


The Carrier Profile Report is made up of six parts:

- Part 1 – General Carrier Information
- Part 2 – Carrier Convictions
- Part 3 – Carrier Convictions by Category
- Part 4 – CVSA Inspections
- Part 5 – CVSA Inspections by Category
- Part 6 – Carrier Accidents

Visit the Carrier Profile website at the above URL to **[login to the Carrier Profile System](#)**.

Part 1 - General Carrier Information

This part of the Carrier Profile includes basic information about the carrier, such as name, address, phone and fax numbers, nature of the operation, insurance information, fleet size, etc. It also includes the carrier's SFC number, IRP number and, if applicable, United States DOT number.




Manitoba Infrastructure	Motor Carrier Safety	Unit C - 1695 Sargent Avenue Winnipeg, MB R3H 0C4 CANADA																																												
Carrier Profile Summary																																														
Notice: This profile contains information submitted by participating jurisdictions. It is distributed in the interest of information exchange. Manitoba Infrastructure and Transportation assumes no liability for the contents or use thereof.																																														
<p>General information about the carrier including the registered owner, company name, physical address, contact information, and registration information.</p>	<table border="1" style="width: 100%; border-collapse: collapse;"> <tr> <td>Carrier Name:</td> <td>Sample Carrier - Fleet Size 28</td> <td>NSC #:</td> <td>MB1500003</td> </tr> <tr> <td>Operating as:</td> <td>Fleet Size 28</td> <td>Safety Certificate #:</td> <td>MB15-12324</td> </tr> <tr> <td>Address:</td> <td>999 WINNIPEG AVE</td> <td>Valid Until:</td> <td>31/Dec/2015</td> </tr> <tr> <td>City/Province:</td> <td>WINNIPEG MB</td> <td>IRP #:</td> <td>MB99999</td> </tr> <tr> <td>Postal Code:</td> <td>R3J 3S9</td> <td>US DOT #:</td> <td>909090</td> </tr> <tr> <td>Phone:</td> <td>(204)555-5555</td> <td>MC #:</td> <td>808080</td> </tr> <tr> <td>Fax:</td> <td>(204)555-5555</td> <td>Inspection Shop:</td> <td>No</td> </tr> <tr> <td>Carrier Use:</td> <td></td> <td>Dangerous Goods:</td> <td>No</td> </tr> <tr> <td>Carrier Class:</td> <td>For Hire</td> <td>School Bus Operator:</td> <td>No</td> </tr> <tr> <td>Regulated As:</td> <td>Inter-Provincial</td> <td>Current MB Fleet:</td> <td>28</td> </tr> <tr> <td>Organization Type:</td> <td>Corporation</td> <td>Average MB Fleet:</td> <td>28</td> </tr> </table>	Carrier Name:	Sample Carrier - Fleet Size 28	NSC #:	MB1500003	Operating as:	Fleet Size 28	Safety Certificate #:	MB15-12324	Address:	999 WINNIPEG AVE	Valid Until:	31/Dec/2015	City/Province:	WINNIPEG MB	IRP #:	MB99999	Postal Code:	R3J 3S9	US DOT #:	909090	Phone:	(204)555-5555	MC #:	808080	Fax:	(204)555-5555	Inspection Shop:	No	Carrier Use:		Dangerous Goods:	No	Carrier Class:	For Hire	School Bus Operator:	No	Regulated As:	Inter-Provincial	Current MB Fleet:	28	Organization Type:	Corporation	Average MB Fleet:	28	<p>Collection of certificate and registration numbers. This includes NSC, Safety Fitness Certificate, IRP, US DOT, as well as carrier information relating to contents and fleet size</p>
Carrier Name:	Sample Carrier - Fleet Size 28	NSC #:	MB1500003																																											
Operating as:	Fleet Size 28	Safety Certificate #:	MB15-12324																																											
Address:	999 WINNIPEG AVE	Valid Until:	31/Dec/2015																																											
City/Province:	WINNIPEG MB	IRP #:	MB99999																																											
Postal Code:	R3J 3S9	US DOT #:	909090																																											
Phone:	(204)555-5555	MC #:	808080																																											
Fax:	(204)555-5555	Inspection Shop:	No																																											
Carrier Use:		Dangerous Goods:	No																																											
Carrier Class:	For Hire	School Bus Operator:	No																																											
Regulated As:	Inter-Provincial	Current MB Fleet:	28																																											
Organization Type:	Corporation	Average MB Fleet:	28																																											
Operates In: <input type="checkbox"/> Manitoba: Yes <input type="checkbox"/> USA: Yes <input type="checkbox"/> Canada (Outside Manitoba): No <input type="checkbox"/> Mexico: No		<p>Shows where the carrier operates and is useful for statistical analysis.</p>																																												
<p>Can be Satisfactory Unaudited, Conditional, Satisfactory, or Unsatisfactory.</p>	<table border="1" style="width: 100%; border-collapse: collapse;"> <tr> <td colspan="2" style="text-align: center;">Safety Rating</td> </tr> <tr> <td colspan="2" style="text-align: center;">CONDITIONAL</td> </tr> </table>	Safety Rating		CONDITIONAL		<p>This area houses the Inspection, Accident, Conviction and Overall Thresholds. These threshold levels are rated against other carriers in Manitoba. For example, if a carrier had a 92% threshold in any area, it would mean that they were worse than 92% of all carriers (of like size). If a carrier had a threshold level of 128%, it means that the carrier is worse than the worst carriers (of like size), by 28%.</p>																																								
Safety Rating																																														
CONDITIONAL																																														
<p>Tells the carrier how many times they have been inspected and how many times they have passed, failed or been placed out of service.</p>	<table border="1" style="width: 100%; border-collapse: collapse;"> <tr> <td colspan="2" style="text-align: center;">CVSA Inspection Information</td> </tr> <tr> <td style="text-align: center;">Result</td> <td style="text-align: center;">Count</td> </tr> <tr> <td style="text-align: center;">Pass</td> <td style="text-align: center;">0</td> </tr> <tr> <td style="text-align: center;">Fail</td> <td style="text-align: center;">0</td> </tr> <tr> <td style="text-align: center;">OOS</td> <td style="text-align: center;">12</td> </tr> </table>	CVSA Inspection Information		Result	Count	Pass	0	Fail	0	OOS	12	<table border="1" style="width: 100%; border-collapse: collapse;"> <tr> <td colspan="2" style="text-align: center;">Performance Rating</td> </tr> <tr> <td style="text-align: center;">Inspection Threshold</td> <td style="text-align: center;">Accident Threshold</td> </tr> <tr> <td style="text-align: center;">48.92%</td> <td style="text-align: center;">68.91%</td> </tr> <tr> <td style="text-align: center;">Conviction Threshold</td> <td style="text-align: center;">Overall Threshold</td> </tr> <tr> <td style="text-align: center;">71.40%</td> <td style="text-align: center;">92.76%</td> </tr> <tr> <td style="text-align: center;">0-40% Acceptable</td> <td></td> </tr> <tr> <td style="text-align: center;">41-64% Minor Attention Required</td> <td></td> </tr> <tr> <td style="text-align: center;">65-84% Major Attention Required</td> <td></td> </tr> <tr> <td style="text-align: center;">85%+ Departmental Intervention</td> <td></td> </tr> </table>	Performance Rating		Inspection Threshold	Accident Threshold	48.92%	68.91%	Conviction Threshold	Overall Threshold	71.40%	92.76%	0-40% Acceptable		41-64% Minor Attention Required		65-84% Major Attention Required		85%+ Departmental Intervention																	
CVSA Inspection Information																																														
Result	Count																																													
Pass	0																																													
Fail	0																																													
OOS	12																																													
Performance Rating																																														
Inspection Threshold	Accident Threshold																																													
48.92%	68.91%																																													
Conviction Threshold	Overall Threshold																																													
71.40%	92.76%																																													
0-40% Acceptable																																														
41-64% Minor Attention Required																																														
65-84% Major Attention Required																																														
85%+ Departmental Intervention																																														
<p>The type of insurance is listed here, along with the carrier's insurance company and the amount of insurance.</p>	<table border="1" style="width: 100%; border-collapse: collapse;"> <tr> <td colspan="3" style="text-align: center;">Insurance Information (If applicable)</td> </tr> <tr> <td style="text-align: center;">Type</td> <td style="text-align: center;">Insurance Company</td> <td style="text-align: center;">Limit</td> </tr> </table>		Insurance Information (If applicable)			Type	Insurance Company	Limit																																						
Insurance Information (If applicable)																																														
Type	Insurance Company	Limit																																												

Part 2 - Carrier Convictions

Any convictions against the operator or its drivers occurring anywhere in Canada are recorded on the Carrier Profile. These may include moving violations, violations relating to load securement, hours of service and any other violations of The Highway Traffic Act. The convictions are listed in reverse chronological order, and they show the date and jurisdiction where the incident occurred, and the vehicle and driver involved.

Points are assigned for each conviction depending on its seriousness in accordance with the Canadian Council of Motor Transport Administrators (CCMTA) Conviction Equivalency Table. Some examples are:

- defective equipment on vehicle - 3 points
- failure to maintain and update daily log - 2 points
- driving with a suspended license - 3 points
- operation while impaired - 5 points


Carrier Convictions										
Manitoba Infrastructure 										
Generic Code Description	Section	Ticket Number	Viol. Juris.	Violation Date	Plate Number	Weight	Acc. Inv.	Driver Licence #	Licence Juris.	
1	FAIL TO OBEY TRAFFIC CONTROL DEVICE	HTA 85 RL	SAMPLE31	MB	19/Feb/2015	ZZZ001	3	N	DOE**JH3 02C1	MB
	FAIL TO OBEY TRAFFIC CONTROL DEVICE	HTA 85 RL	SAMPLE32	MB	18/Feb/2015	ZZZ001	3	N	DOE**JH3 02C1	5
2	FAIL TO OBEY TRAFFIC CONTROL DEVICE	HTA 85 RL	SAMPLE33	MB	17/Feb/2015	ZZZ001	3	N	DOE**JH3 02C1	
	FAIL TO OBEY TRAFFIC CONTROL DEVICE	HTA 85 RL	SAMPLE34	MB	16/Feb/2015	ZZZ001	3	N	DOE**JH3 02C1	6
3	FAIL TO OBEY TRAFFIC CONTROL DEVICE	HTA 85 RL	SAMPLE35	MB	15/Feb/2015	ZZZ001	3	N	DOE**JH3 02C1	
	FAIL TO OBEY TRAFFIC CONTROL DEVICE	HTA 85 RL	SAMPLE36	MB	14/Feb/2015	ZZZ001	3	N	DOE**JH3 02C1	7
4	FAIL TO OBEY TRAFFIC CONTROL DEVICE	HTA 85 RL	SAMPLE37	MB	13/Feb/2015	ZZZ001	3	N	DOE**JH3 02C1	
	FAIL TO OBEY TRAFFIC CONTROL DEVICE	HTA 85 RL	SAMPLE38	MB	12/Feb/2015	ZZZ001	3	N	DOE**JH3 02C1	8
	FAIL TO OBEY TRAFFIC CONTROL DEVICE	HTA 85 RL	SAMPLE39	MB	11/Feb/2015	ZZZ001	3	N	DOE**JH3 02C1	
	FAIL TO OBEY TRAFFIC CONTROL DEVICE	HTA 85 RL	SAMPLE310	MB	10/Feb/2015	ZZZ001	3	N	DOE**JH3 02C1	9
	FAIL TO OBEY TRAFFIC CONTROL DEVICE	HTA 85 RL	SAMPLE311	MB	9/Feb/2015	ZZZ001	3	N	DOE**JH3 02C1	
	FAIL TO OBEY TRAFFIC CONTROL DEVICE	HTA 85 RL	SAMPLE312	MB	8/Feb/2015	ZZZ001	3	N	DOE**JH3 02C1	10
						36				

Footnotes

1. A short summary of the conviction.
2. The jurisdiction where the violation occurred.
3. The ticket number.
4. The section of the HTA or other regulation in which the driver/operator was in violation.
5. The driver license number of the individual that was driving at the time of the violation.
6. How many points are going on the carrier profile as a result of the conviction.
7. The date on which the violation took place.
8. The jurisdiction in which the driver was licensed.
9. The license plate number of the vehicle that was either ticketed or carrying the driver that was ticketed.
10. Describes whether there was an investigation.

Part 3 - Carrier Convictions by Category

This part uses the same convictions as above, but they are organized by category (ex: driving, hours of service, equipment, cargo securement) rather than by date.

Carrier Convictions by Offence Category					
Generic Code	Description	# of Convictions	Weight	Weighted Count	Percentage
1	DRIVERS LIABILITY	DRIVER'S LIABILITY			
	VIOLATION INVOLVING THE USE OF A SEAT BELT; ALLOWING MORE PASSENGERS THAN SEAT BELTS AVAILABLE	1	2	2.00	100%
Totals for DRIVERS LIABILITY		1		2	
Percent of Totals		1%		2%	
	DRIVING	DRIVING			
2	DISOBEY AMBER LIGHT	1	3	3.00	5%
	DRIVING AT SPEED GREATER THAN IS REASONABLE AND PRUDENT; SPEED TOO FAST FOR CONDITIONS	1	2	2.00	3%
	DRIVING WITHOUT DUE CARE AND/OR DRIVING WITHOUT REASONABLE CONSIDERATION FOR OTHERS USING ROADWAY	2	3	6.00	9%
	EXCEED 60 KM/HOUR WHEN PASSING HIGHWAY WORKER	4	2	8.00	13%
3	EXCEEDING POSTED SPEED LIMIT	4	1	4.00	6%
	FAIL TO OBEY TRAFFIC CONTROL DEVICE	6	3	18.00	28%
	FOLLOWING VEHICLE TOO CLOSELY	1	3	3.00	5%
	IMPROPER LANE OR LOCATION	1	2	2.00	3%
	IMPROPER, DANGEROUS OR ILLEGAL TURN; CROSSING A MEDIAN STRIP OR SEPARATION	2	2	4.00	6%
	SPEEDING 1-10 KM/HOUR OVER POSTED LIMIT	1	1	1.00	2%
	SPEEDING 11-20 KM/HOUR OVER POSTED LIMIT	3	1	3.00	5%
	SPEEDING 21-30 KM/HOUR OVER POSTED LIMIT	3	2	6.00	9%
	SPEEDING 31-40 KM/HOUR OVER POSTED LIMIT	1	0	0.00	0%
	SPEEDING 31-40 KM/HOUR OVER POSTED LIMIT	1	3	3.00	5%
	USING HAND-OPERATED ELECTRONIC DEVICE WHILE DRIVING	1	1	1.00	2%
4	Totals for DRIVING	32		64	
	Percent of Totals	48%		51%	

Footnotes


- Category in which convictions are grouped.
- Description of each conviction that is common to all jurisdictions. All jurisdictions use common descriptions for all convictions.
- Points from 1-5 are assigned to each type of offence depending on severity. Not the same as the demerit points on an individual's driver license.
- Total number of convictions and weighted points within each category.
- The total of each particular conviction accumulated by all the carrier's drivers over the past 24 months.
- Number of convictions multiplied by the weight of each offence.
- Percentage of each conviction within that category, with the total in each category being 100 per cent. Used to calculate Performance Threshold.
- Percentage of total convictions represented by that category. Cumulative total across all categories is 100 per cent.

Part 4 - CVSA Inspections

Commercial Vehicle Safety Alliance (CVSA) inspections may be conducted anywhere in Canada, the United States and Mexico. All carriers and their drivers are subject to inspections. Inspection results from Canada are recorded on the Carrier Profile.

CVSA Inspections are assigned points as follows:

- pass - 0 points
- fail - 0 points
- out of service - 3 points

Carrier Inspections		Manitoba Infrastructure 					
Weight: Pass=0, Fail=0, Out of Service=3							
Report #	Level	Prov. State	Inspection Location	Inspection Date	Power Unit Plate	Driver Name	Weight Result
1 MBTEST301	1	MB	Somewhere	19/Feb/2015	22Z001	DOE, JOHN H	3 OOS
MBTEST302	1	MB	Somewhere	18/Feb/2015	22Z001	DOE, JOHN H	3 OOS
MBTEST303	1	MB	Somewhere	17/Feb/2015	22Z001	DOE, JOHN H	3 OOS
2 MBTEST304	1	MB	Somewhere	16/Feb/2015	22Z001	DOE, JOHN H	3 OOS
MBTEST305	1	MB	Somewhere	15/Feb/2015	22Z001	DOE, JOHN H	3 OOS
MBTEST306	1	MB	Somewhere	14/Feb/2015	22Z001	DOE, JOHN H	3 OOS
MBTEST307	1	MB	Somewhere	13/Feb/2015	22Z001	DOE, JOHN H	3 OOS
3 MBTEST308	1	MB	Somewhere	12/Feb/2015	22Z001	DOE, JOHN H	3 OOS
MBTEST309	1	MB	Somewhere	11/Feb/2015	22Z001	DOE, JOHN H	3 OOS
MBTEST310	1	MB	Somewhere	10/Feb/2015	22Z001	DOE, JOHN H	3 OOS
MBTEST311	1	MB	Somewhere	9/Feb/2015	22Z001	DOE, JOHN H	3 OOS
4 MBTEST312	1	MB	Somewhere	8/Feb/2015	22Z001	DOE, JOHN H	3 OOS
							36

Footnotes

1. CVSA report number.
2. Level of inspection; can be a Level 1 (full), Level 2 (walk around/driver and truck/trailer), Level 3 (driver only) Level 4 (equipment specific) or Level 5 (facility or site inspection, driver and truck/trailer).
3. Jurisdiction in which the inspection took place.
4. License plate number of the truck or truck tractor inspected.
5. How many points were attributed to the carrier profile as a result of the inspection findings. Pass = 0, Fail = 0. Out of Service (oos) = 3.
6. When the inspection took place.
7. The name of the driver that was driving the vehicle at the time of inspection.
8. Jurisdiction in which the inspection occurred.

Part 5 - CVSA Inspections by Category

This part organizes all the CVSA inspection results into specific categories (ex: driving, brake, lights, exhaust and suspension).

Carrier CVSA Inspection Defects by Category



	Defect Description	Count
1	BRAKES	
	AUDIBLE AIR LEAK, PUSH ROD	15
	CHAMBERS, RESERVOIR, COMPRESSOR	64
	FLUID LEAKAGE, LOW LEVEL, LOW PEDAL, WARNING LIGHT	1
	HOSE, LINES, COUPLING, VALVES	2
	LINING, DRUMS, DISCS	1
	SLACK ADJUSTER, CAM SHAFT	1
	Total for Category:	84
COUPLING DEVICES		
	FIFTH WHEEL ASSEMBLY - UPPER / LOWER CRACKS	1
	Total for Category:	1
DANGEROUS GOODS		
	DANGEROUS GOODS	1
	Total for Category:	1
EMERGENCY EXITS / ELECTRICAL (BUSES)		
	EMERGENCY EXITS	1
	Total for Category:	1
EXHAUST		
	LEAK, LOCATION	1
	Total for Category:	1
2	FRAME	
	CROSS MEMBER-BROKEN, SAGGING	1
	Total for Category:	1
LIGHTING EQUIPMENT		
	HEADLAMPS, TAIL LIGHTS, SIGNAL, BRAKE	47
	PROJECTING LOAD LAMPS, CLEARANCE	2
	Total for Category:	49
LOAD SECUREMENT		
	SPARE TIRE, DEFECTIVE TIE-DOWNS	66
	Total for Category:	66
STEERING MECHANISM		
	STEERING WHEEL, COLUMN, GEAR BOX	4
	Total for Category:	4
SUSPENSION		
	AXLE PARTS - CRACKED, LOOSE, BROKEN, MISSING	7
	Total for Category:	7
TIRES		
	WORN, CUT, FLAT, MIXED, CRACKED, UNDER-SIZED, INFLATED	29
	Total for Category:	29

Footnotes

1. One of 14 CVSA Inspection categories in which critical defects are grouped.
2. Breakdown of defects within each of the 14 categories.
3. Cumulative total of each defect during all CVSA inspections for that carrier over the past 24 months.
4. Cumulative total of all defects within each category accumulated during all CVSA inspections for that carrier over the past 24 months.

Part 6 - Carrier Accidents

Collisions that involve any of the following, must be reported to the Police/RCMP:

- fatality
- hospitalization because of injury
- involving unlicensed driver or unregistered vehicle
- an unidentified vehicle (hit and run)
- you failed to get the other driver's particulars
- you suspect the other driver was under the influence of alcohol or drugs

Records of all reportable accidents are maintained in the Carrier Profile. However, points are only assigned when the driver of the vehicle is found at fault.

Points for at-fault accidents are assessed as follows:

- property damage - 2 points
- injury - 4 points
- fatality - 6 points

These points are not the same as those assessed by Manitoba Public Insurance.

Note: U.S. roadside events do not count towards a carrier's performance threshold on the carrier profile. However, an Auditor may examine U.S. roadside incidents during a Facility Audit when determining the overall risk of a Manitoba carrier.

Carrier Accidents



Case #	Plate #	Accident Date	Accident Severity	Accident Jurisdiction	# of Injured	# of Fatalities	Weight	Driver Licence #
1	40163150106000E	PCF560	8/Jan/2015	PROPERTY QC	0	0	0	XX
	20144484260C01	PCV632	9/Dec/2014	PROPERTY AB	0	0	0	EBINGJ139PJ
	NYSP19375910	PCE862	10/Nov/2014	NY	0	0	0	F25667854571129
	334400	PBP193	30/Sep/2014	PROPERTY MB	0	0	0	ARVINA'091BB
	2014045285202	PCS934	24/Sep/2014	PROPERTY AB	0	0	0	BHAGTJ5091Q8
2	310802	PCT451	17/Jul/2014	PROPERTY MB	0	0	0	READ'DMS21KE
	40172573	PCS948	1/May/2014	PROPERTY ON	0	0	2	F06622976660716
	299371	PCT438	29/Mar/2014	PROPERTY MB	0	0	0	VERHAJT233PE
	40122218	PCH862	24/Mar/2014	PROPERTY ON	0	0	2	S4490303670507
	M10008922218	PCH876	21/Mar/2014	MI	0	0	0	KUSHLI'207NU
3	401481403140003	PCF521	14/Mar/2014	PROPERTY QC	0	0	0	
	MN0140600239---	PBP479	11/Mar/2014	INJURY MN	0	0	0	ADEYAOS271DZ
	1820082.2	PCT433	5/Mar/2014	PROPERTY SK	0	0	0	157592668
	271091	PCH876	22/Feb/2014	PROPERTY MB	0	0	0	KUSHLI'207NU
	2014030734401	PCH718	14/Jan/2014	PROPERTY AB	0	0	0	06207338
	R444924701	PBP362	11/Jan/2014	PROPERTY BC	0	0	0	06987251
	264787	PBE491	7/Jan/2014	PROPERTY MB	0	0	0	SIDHUNS125NZ
4	405411401060007	PCF612	6/Jan/2014	PROPERTY QC	0	0	0	
	9094501	PCN883	15/Dec/2013	PROPERTY NS	0	0	2	802989
	30660089	PCG467	7/Nov/2013	PROPERTY ON	0	0	0	S07176415510209
	256200	PBG658	22/Oct/2013	PROPERTY MB	0	0	0	HAWKIKG488W3
	2013175203002	PCJ010	14/Oct/2013	INJURY AB	0	0	0	782433441001034
	2013030622901	PCR335	8/Oct/2013	INJURY AB	0	0	0	115431306
	255519	PBG658	23/Sep/2013	INJURY MB	1	0	4	HAWKIKG488W3
5	2013372692404	PBE772	23/Jul/2013	PROPERTY AB	0	0	0	TOUREM156MA
	30472102	PCF754	10/Jul/2013	PROPERTY ON	0	0	2	D27857903690105
	401361305310001	PCN862	31/May/2013	PROPERTY QC	0	0	0	DREGEH8363JR
	1791367.1	PCR350	24/May/2013	PROPERTY SK	0	0	0	74650264
	20133171382C02	PCH862	15/May/2013	PROPERTY AB	0	0	0	403394248520602
	1801805.1	PCF513	9/May/2013	PROPERTY SK	0	0	0	CHAUHH5310C1

Footnotes

1. Identification number
2. Plate number of the commercial vehicle power unit (truck or truck tractor) involved.
3. Date in which accident occurred.
4. Property (least severe), injury or fatality (most severe)
5. Jurisdiction in which the accident occurred.
6. License number of driver involved.
7. Points are assigned if accident was fault of commercial vehicle driver; property damage (2pts), injury (4pts), fatality (6pts). Not the same as demerit points on an individual's driver license.
8. Total fatalities in all the vehicles involved.
9. Total injuries in all of the vehicles involved.