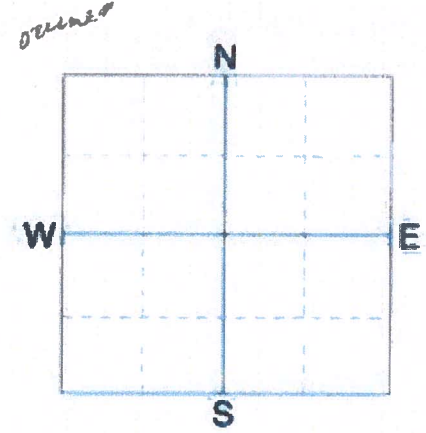




Soil Analysis by Agvise Laboratories  
 (http://www.agvise.com)  
 Northwood: (701) 587-6010  
 Benson: (320) 843-4109

### SOIL TEST REPORT

FIELD ID **SW 3-7-2W + NW**  
 SAMPLE ID  
 FIELD NAME **Glen Baleja**  
 COUNTY **W**  
 TWP **7** RANGE **2**  
 SECTION **3** QTR **SW** ACRES **80**  
 PREV. CROP **Canola-bu**



**SUBMITTED FOR:**  
 Boekhorst Grain

**SUBMITTED BY:** SA6009  
 ANTARA RESEARCH%BRUNEL S.  
 44 VALCOURT BAY  
 BOX 321  
 ST JEAN, MB ROG 2B0

REF # **3759947** BOX # **3348**  
 LAB # **NW113862**

Date Sampled

Date Received **09/30/2022**

Date Reported **10/01/2022**

Nutrient In The Soil		Interpretation				1st Crop Choice		2nd Crop Choice		3rd Crop Choice				
		W	Low	Med	High	YIELD GOAL		YIELD GOAL		YIELD GOAL				
		.....				SUGGESTED GUIDELINES		SUGGESTED GUIDELINES		SUGGESTED GUIDELINES				
		LB/ACRE	APPLICATION		LB/ACRE	APPLICATION		LB/ACRE	APPLICATION					
Nitrate	0-6"	33 lb/acre				N		N		N				
	6-24"		18 lb/acre				P <sub>2</sub> O <sub>5</sub>		P <sub>2</sub> O <sub>5</sub>		P <sub>2</sub> O <sub>5</sub>			
	0-24"	51 lb/acre				K <sub>2</sub> O		K <sub>2</sub> O		K <sub>2</sub> O				
Olsen Phosphorus	7 ppm					Cl		Cl		Cl				
Potassium	517 ppm					S		S		S				
Chloride	0-24"	56 lb/acre				B		B		B				
Sulfur	0-6"	46 lb/acre				Zn		Zn		Zn				
	6-24"		36 lb/acre				Fe		Fe		Fe			
Boron	1.5 ppm					Mn		Mn		Mn				
Zinc	0.41 ppm					Cu		Cu		Cu				
Iron	16.7 ppm					Mg		Mg		Mg				
Manganese	1.2 ppm					Lime		Lime		Lime				
Copper	2.31 ppm													
Magnesium	1278 ppm													
Calcium	6437 ppm													
Sodium	40 ppm													
Org.Matter	6.3 %													
Carbonate(CCE)	2.2 %													
Sol. Salts	0-6"	0.78 mmho/cm				Soil pH	Buffer pH	Cation Exchange Capacity		% Base Saturation (Typical Range)				
	6-24"		0.6 mmho/cm				0-6" 7.9		44.3 meq	% Ca	% Mg	% K	% Na	% H
						6-24" 8.2			(65-75)	(15-20)	(1-7)	(0-5)	(0-5)	
									72.6	24.0	3.0	0.4	0.0	

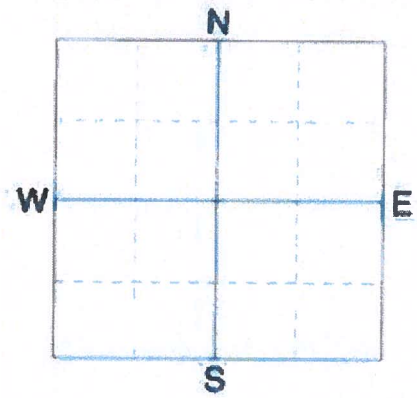
General Comments: Soil texture is not estimated on high pH soils.



Soil Analysis by Agvise Laboratories  
 (http://www.agvise.com)  
 Northwood: (701) 587-6010  
 Benson: (320) 843-4109

### SOIL TEST REPORT

FIELD ID **SE 14-7-2W**  
 SAMPLE ID  
 FIELD NAME **Pioneer**  
 COUNTY **W**  
 TWP **7** RANGE **2**  
 SECTION **14** QTRSE ACRES **145**  
 PREV. CROP **Wheat-Spring**



**SUBMITTED FOR:**  
**Boekhorst Grain**

**SUBMITTED BY: SA6009**  
**ANTARA RESEARCH%BRUNEL S.**  
**44 VALCOURT BAY**  
**BOX 321**  
**ST JEAN, MB** **ROG 2B0**

REF # **3759857** BOX # **3353**  
 LAB # **NW113855**

Date Sampled

Date Received **09/30/2022**

Date Reported **10/01/2022**

Nutrient In The Soil		Interpretation	1st Crop Choice		2nd Crop Choice		3rd Crop Choice			
		Low Med High	YIELD GOAL		YIELD GOAL		YIELD GOAL			
			SUGGESTED GUIDELINES		SUGGESTED GUIDELINES		SUGGESTED GUIDELINES			
			LB/ACRE	APPLICATION	LB/ACRE	APPLICATION	LB/ACRE	APPLICATION		
Nitrate	0-6" 25 lb/acre		N		N		N			
	6-24" 21 lb/acre		P <sub>2</sub> O <sub>5</sub>		P <sub>2</sub> O <sub>5</sub>		P <sub>2</sub> O <sub>5</sub>			
	0-24" 46 lb/acre		K <sub>2</sub> O		K <sub>2</sub> O		K <sub>2</sub> O			
Olsen Phosphorus	10 ppm		Cl		Cl		Cl			
Potassium	444 ppm		S		S		S			
Chloride	0-24" 28 lb/acre		B		B		B			
Sulfur	0-6" 120 +lb/acre		Zn		Zn		Zn			
6-24" 360 +lb/acre			Fe		Fe		Fe			
Boron	3.5 ppm		Mn		Mn		Mn			
Zinc	0.62 ppm		Cu		Cu		Cu			
Iron	20.6 ppm		Mg		Mg		Mg			
Manganese	1.2 ppm		Lime		Lime		Lime			
Copper	2.08 ppm		Soil pH		Cation Exchange Capacity		% Base Saturation (Typical Range)			
Magnesium	1841 ppm		Buffer pH			% Ca	% Mg	% K	% Na	% H
Calcium	6940 ppm				51.6 meq	(65-75)	(15-20)	(1-7)	(0-5)	(0-5)
Sodium	99 ppm					67.2	29.7	2.2	0.8	0.0
Org.Matter	6.0 %		0-6" 8.1							
Carbonate(CCE)	5.1 %		6-24" 8.2							
Sol. Salts	0-6" 1.23 mmho/cm									
	6-24" 2.46 mmho/cm									

General Comments: Soil texture is not estimated on high pH soils.

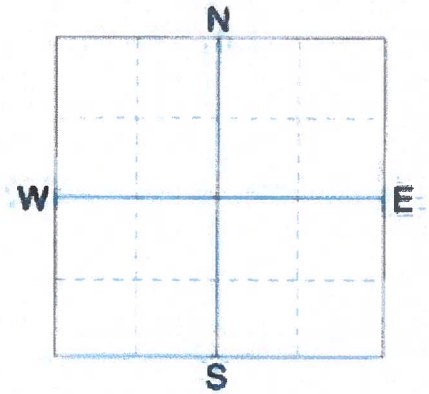


Soil Analysis by Agvise Laboratories  
 (http://www.agvise.com)  
 Northwood: (701) 587-6010  
 Benson: (320) 843-4109

### SOIL TEST REPORT

FIELD ID **NW 15-7-2W + NE**  
 SAMPLE ID  
 FIELD NAME **Across Grainyard**  
 COUNTY **W**  
 TWP **7** RANGE **2**  
 SECTION **15** QTR **NW** ACRES **280**  
 PREV. CROP **Canola-bu**

*Dunn*



**SUBMITTED FOR:**  
**Boekhorst Grain**

**SUBMITTED BY:** SA6009  
**ANTARA RESEARCH%BRUNEL S.**  
**44 VALCOURT BAY**  
**BOX 321**  
**ST JEAN, MB** **ROG 280**

REF # **3759848** BOX # **3313**  
 LAB # **NW113854**

Date Sampled

Date Received **09/30/2022**

Date Reported **10/01/2022**

Nutrient In The Soil		Interpretation				1st Crop Choice		2nd Crop Choice		3rd Crop Choice			
		V	Low	Med	High	YIELD GOAL		YIELD GOAL		YIELD GOAL			
						SUGGESTED GUIDELINES		SUGGESTED GUIDELINES		SUGGESTED GUIDELINES			
						LB/ACRE	APPLICATION	LB/ACRE	APPLICATION	LB/ACRE	APPLICATION		
Nitrate	0-6"	36 lb/acre				N		N		N			
	6-24"	33 lb/acre				P <sub>2</sub> O <sub>5</sub>		P <sub>2</sub> O <sub>5</sub>		P <sub>2</sub> O <sub>5</sub>			
Olsen Phosphorus	0-24"	69 lb/acre				K <sub>2</sub> O		K <sub>2</sub> O		K <sub>2</sub> O			
						Cl		Cl		Cl			
Potassium	0-6"	76 lb/acre				S		S		S			
	6-24"	360 +lb/acre				B		B		B			
Chloride						Zn		Zn		Zn			
						Fe		Fe		Fe			
Sulfur						Mn		Mn		Mn			
						Cu		Cu		Cu			
Boron						Mg		Mg		Mg			
						Lime		Lime		Lime			
Zinc						Soil pH		Cation Exchange Capacity		% Base Saturation (Typical Range)			
						0-6"	8.1	52.9 meq	% Ca	% Mg	% K	% Na	% H
Iron						6-24"	8.1		(65-75)	(15-20)	(1-7)	(0-5)	(0-5)
									71.3	25.7	2.3	0.6	0.0
Manganese													
Copper													
Magnesium													
Calcium													
Sodium													
Org.Matter													
Carbonate(CCE)													
Sol. Salts	0-6"	0.83 mmho/cm											
	6-24"	2.13 mmho/cm											

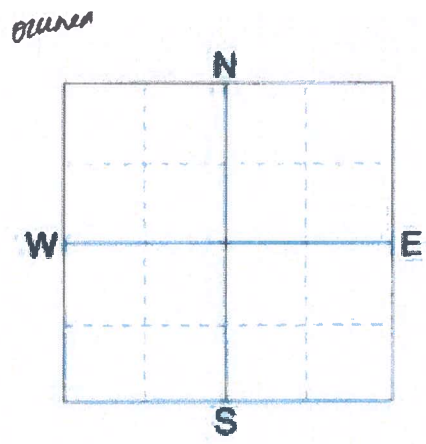
General Comments: Soil texture is not estimated on high pH soils.



Soil Analysis by Agvise Laboratories  
 (http://www.agvise.com)  
 Northwood: (701) 587-6010  
 Benson: (320) 843-4109

### SOIL TEST REPORT

FIELD ID **SE 17-7-2W**  
 SAMPLE ID  
 FIELD NAME **Abe Elias**  
 COUNTY **W**  
 TWP **7** RANGE **2**  
 SECTION **17** QTR **SWSE** ACRES **160**  
 PREV. CROP **Wheat-Spring**



**SUBMITTED FOR:**  
**Boekhorst Grain**

**SUBMITTED BY: SA6009**  
**ANTARA RESEARCH%BRUNEL S.**  
**44 VALCOURT BAY**  
**BOX 321**  
**ST JEAN, MB** **ROG 2B0**

REF # **3759867** BOX # **3353**  
 LAB # **NW113856**

Date Sampled

Date Received **09/30/2022**

Date Reported **10/01/2022**

Nutrient In The Soil		Interpretation				1st Crop Choice		2nd Crop Choice		3rd Crop Choice			
		V	Low	Med	High	YIELD GOAL		YIELD GOAL		YIELD GOAL			
		.....				SUGGESTED GUIDELINES		SUGGESTED GUIDELINES		SUGGESTED GUIDELINES			
		.....				LB/ACRE	APPLICATION	LB/ACRE	APPLICATION	LB/ACRE	APPLICATION		
Nitrate	0-6"	26 lb/acre				N		N		N			
	6-24"	9 lb/acre											
	0-24"	35 lb/acre											
Phosphorus	Olsen	9 ppm				P <sub>2</sub> O <sub>5</sub>		P <sub>2</sub> O <sub>5</sub>		P <sub>2</sub> O <sub>5</sub>			
Potassium		423 ppm				K <sub>2</sub> O		K <sub>2</sub> O		K <sub>2</sub> O			
Chloride	0-24"	24 lb/acre				Cl		Cl		Cl			
Sulfur	0-6"	32 lb/acre				S		S		S			
	6-24"	360 +lb/acre											
Boron		2.3 ppm				B		B		B			
Zinc		0.76 ppm				Zn		Zn		Zn			
Iron		22.2 ppm				Fe		Fe		Fe			
Manganese		1.6 ppm				Mn		Mn		Mn			
Copper		2.27 ppm				Cu		Cu		Cu			
Magnesium		1716 ppm											
Calcium		6748 ppm				Mg		Mg		Mg			
Sodium		73 ppm											
Org Matter		5.4 %											
Carbonate(CCE)		3.8 %											
Sol. Salts	0-6"	0.71 mmho/cm											
	6-24"	1.23 mmho/cm											
						Soil pH	Buffer pH	Cation Exchange Capacity	% Base Saturation (Typical Range)				
						0-6" 8.0		49.4 meq	% Ca	% Mg	% K	% Na	% H
						6-24" 8.4			(65-75)	(15-20)	(1-7)	(0-5)	(0-5)
									68.2	28.9	2.2	0.6	0.0

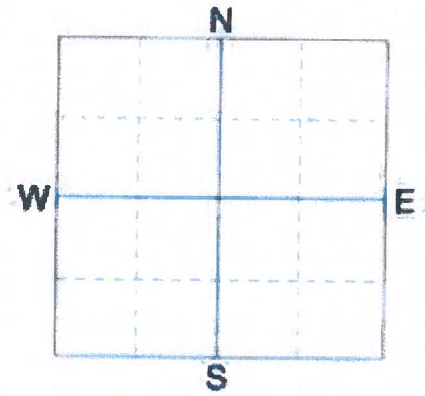
General Comments: Soil texture is not estimated on high pH soils.



Soil Analysis by Agvise Laboratories  
 (http://www.agvise.com)  
 Northwood: (701) 587-6010  
 Benson: (320) 843-4109

### SOIL TEST REPORT

FIELD ID **SE 19-7-2W**  
 SAMPLE ID  
 FIELD NAME **Sperling road**  
 COUNTY **W**  
 TWP **7** RANGE **2**  
 SECTION **19** QTRSE ACRES **160**  
 PREV. CROP **Canola-bu**



SUBMITTED FOR:  
**Boekhorst Grain**

SUBMITTED BY: **SA6009**  
**ANTARA RESEARCH%BRUNEL S.**  
**44 VALCOURT BAY**  
**BOX 321**  
**ST JEAN, MB** **ROG 2B0**

REF # **3759886** BOX # **3289**  
 LAB # **NW113857**

Date Sampled

Date Received **09/30/2022**

Date Reported **10/01/2022**

Nutrient In The Soil		Interpretation	1st Crop Choice		2nd Crop Choice		3rd Crop Choice			
		W Low Low Med High								
Nitrate	0-6"	35 lb/acre								
	6-24"	12 lb/acre								
	0-24"	47 lb/acre								
Phosphorus	Olsen	18 ppm								
Potassium		392 ppm								
Chloride	0-24"	40 lb/acre								
	0-6"	58 lb/acre								
	6-24"	360 +lb/acre								
Sulfur										
Boron		2.0 ppm								
Zinc		0.79 ppm								
Iron		19.4 ppm								
Manganese		1.6 ppm								
Copper		2.04 ppm								
Magnesium		1633 ppm								
Calcium		6543 ppm								
Sodium		65 ppm								
Org. Matter		6.1 %								
Carbonate(CCE)		4.1 %								
Sol. Salts	0-6"	0.87 mmho/cm								
	6-24"	1.3 mmho/cm								
			Soil pH	Buffer pH	Cation Exchange Capacity	% Base Saturation (Typical Range)				
						% Ca	% Mg	% K	% Na	% H
			0-6" 7.9		47.6 meq	(55-75)	(15-20)	(1-7)	(0-5)	(0-5)
			6-24" 8.3			68.7	28.6	2.1	0.6	0.0

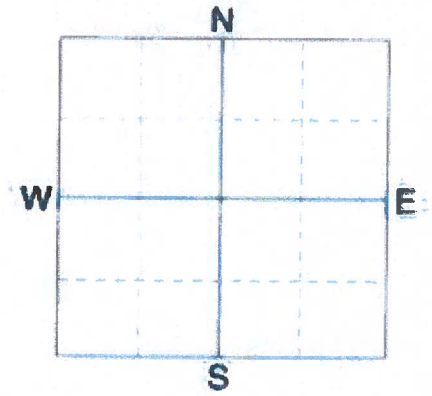
General Comments: Soil texture is not estimated on high pH soils.



Soil Analysis by Agvise Laboratories  
 (http://www.agvise.com)  
 Northwood: (701) 587-6010  
 Benson: (320) 843-4109

### SOIL TEST REPORT

FIELD ID **SE 21-7-2W**  
 SAMPLE ID  
 FIELD NAME **\_5 from yard**  
 COUNTY **W**  
 TWP **7** RANGE **2**  
 SECTION **21** QTRSE ACRES **160**  
 PREV. CROP **Wheat-Spring**



**SUBMITTED FOR:**  
**Boekhorst Grain**

**SUBMITTED BY: SA6009**  
**ANTARA RESEARCH%BRUNEL S.**  
**44 VALCOURT BAY**  
**BOX 321**  
**ST JEAN, MB** **ROG 2B0**

REF # **3759912** BOX # **3348**  
 LAB # **NW113858**

Date Sampled

Date Received **09/30/2022**

Date Reported **10/01/2022**

Nutrient In The Soil		Interpretation				1st Crop Choice		2nd Crop Choice		3rd Crop Choice				
		VLDW	Low	Med	High	YIELD GOAL		YIELD GOAL		YIELD GOAL				
						SUGGESTED GUIDELINES		SUGGESTED GUIDELINES		SUGGESTED GUIDELINES				
						LB/ACRE	APPLICATION	LB/ACRE	APPLICATION	LB/ACRE	APPLICATION			
Nitrate	0-6" 23 lb/acre					N		N		N				
	6-24" 9 lb/acre					P <sub>2</sub> O <sub>5</sub>		P <sub>2</sub> O <sub>5</sub>		P <sub>2</sub> O <sub>5</sub>				
	0-24" 32 lb/acre					K <sub>2</sub> O		K <sub>2</sub> O		K <sub>2</sub> O				
Olsen Phosphorus	13 ppm					Cl		Cl		Cl				
Potassium	457 ppm					S		S		S				
Chloride	0-24" 28 lb/acre					B		B		B				
Sulfur	0-6" 26 lb/acre					Zn		Zn		Zn				
Boron	6-24" 360 +lb/acre					Fe		Fe		Fe				
Zinc	2.7 ppm					Mn		Mn		Mn				
Iron	0.95 ppm					Cu		Cu		Cu				
Manganese	18.3 ppm					Mg		Mg		Mg				
Copper	1.1 ppm					Lime		Lime		Lime				
Magnesium	1.64 ppm													
Calcium	1406 ppm													
Sodium	7830 ppm													
Org.Matter	43 ppm													
Carbonate(CCE)	6.8 %													
	6.1 %													
	0-6" 0.72 mmho/cm					Soil pH	Buffer pH	Cation Exchange Capacity		% Base Saturation (Typical Range)				
	6-24" 1.54 mmho/cm					0-6" 7.9		52.2 meq	% Ca	% Mg	% K	% Na	% H	
Soil Salts						6-24" 8.1			(65-75)	(19-20)	(1-7)	(0-5)	(0-5)	
									75.0	22.4	2.2	0.4	0.0	

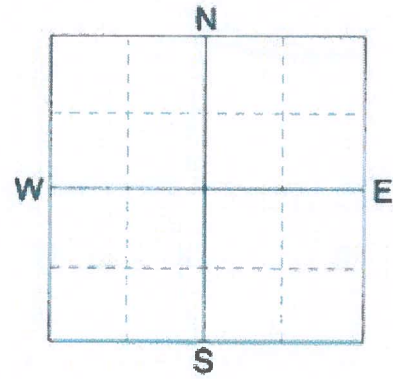
General Comments: Soil texture is not estimated on high pH soils.



Soil Analysis by Agvise Laboratories  
 (http://www.agvise.com)  
 Northwood: (701) 587-6010  
 Benson: (320) 843-4109

## SOIL TEST REPORT

FIELD ID E 22-7-2 W  
 SAMPLE ID  
 FIELD NAME E 22-7-2 W  
 COUNTY  
 TWP RANGE  
 SECTION QTR ACRES 320  
 PREV. CROP Corn-Grain



SUBMITTED FOR:  
**BOEKHORST GRAIN LTD**

SUBMITTED BY: TE0521  
**RICHARDSON PIONEER-BRUNKI**  
 HWY 3  
 BOX 128  
 BRUNKILD, MB ROG 0E0

REF # **3370637** BOX # **5710**  
 LAB # **NW136814**

Date Sampled

Date Received **10/02/2021**

Date Reported **10/06/2021**

Nutrient In The Soil		Interpretation				1st Crop Choice		2nd Crop Choice			3rd Crop Choice		
		Very Low	Low	Med	High	Corn-Grain		Canola-bu					
Nitrate	0-6"					Corn-Grain		Canola-bu					
	6-24"					YIELD GOAL		YIELD GOAL			YIELD GOAL		
	0-24"					140 BU		55 BU					
	0-24"					SUGGESTED GUIDELINES		SUGGESTED GUIDELINES			SUGGESTED GUIDELINES		
						Band/Maint.		Band/Maint.					
						LB/ACRE	APPLICATION	LB/ACRE	APPLICATION	LB/ACRE	APPLICATION		
Phosphorus	Olsen 18 ppm					N	10	N	0	N			
Potassium	526 ppm					P <sub>2</sub> O <sub>5</sub>	52 Band *	P <sub>2</sub> O <sub>5</sub>	50 Band *	P <sub>2</sub> O <sub>5</sub>			
Chloride	0-24" 76 lb/acre					K <sub>2</sub> O	10 Band (2x2) *	K <sub>2</sub> O	0	K <sub>2</sub> O			
Sulfur	0-6" 58 lb/acre 6-24" 360 +lb/acre					Cl	Not Available	Cl	Not Available	Cl			
Boron	2.1 ppm					S	0	S	10 Band	S			
Zinc	0.93 ppm					B	0	B	0	B			
Iron	20.0 ppm					Zn	1 Band	Zn	1 Band	Zn			
Manganese	2.0 ppm					Fe	0	Fe	0	Fe			
Copper	1.8 ppm					Mn	0	Mn	0	Mn			
Magnesium	1707 ppm					Cu	0	Cu	0	Cu			
Calcium	6911 ppm					Mg	0	Mg	0	Mg			
Sodium	77 ppm					Lime		Lime		Lime			
Org.Matter	5.5 %												
Carbonate(CCE)	6.3 %												
	0-6" 1.24 mmho/cm 6-24" 1.87 mmho/cm					Soil pH	Buffer pH	Cation Exchange Capacity		% Base Saturation (Typical Range)			
Sol. Salts						0-6" 7.9 6-24" 7.8		50.5 meq	% Ca	% Mg	% K	% Na	% H
									68.5	28.2	2.7	0.7	0.0

General Comments: Soil texture is not estimated on high pH soils.

Crop 1: Limited data on crop response to chloride. \*CAUTION: Seed-placed fertilizer can cause injury. \* May respond to starter P & K, even on high soil tests. Crop nutrient removal: P2O5 = 52 K2O = 32 AGVISE Band/Maintenance guideline will build P & K test levels to the medium range over several years and then maintain them.

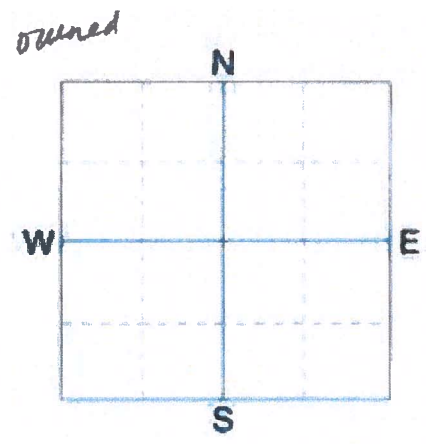
Crop 2: Limited data on crop response to chloride. \*CAUTION: Seed-placed fertilizer can cause injury. \* May respond to starter P & K, even on high soil tests. Crop nutrient removal: P2O5 = 50 K2O = 25 AGVISE Band/Maintenance guideline will build P & K test levels to the medium range over several years and then maintain them.



Soil Analysis by Agvise Laboratories  
 (http://www.agvise.com)  
 Northwood: (701) 587-6010  
 Benson: (320) 843-4109

### SOIL TEST REPORT

FIELD ID **SE 27-7-2W**  
 SAMPLE ID  
 FIELD NAME **305**  
 COUNTY **W**  
 TWP **7** RANGE **2**  
 SECTION **27** QTRSE ACRES **160**  
 PREV. CROP **Wheat-Spring**



**SUBMITTED FOR:**  
 Boekhorst Grain

**SUBMITTED BY:** SA6009  
 ANTARA RESEARCH%BRUNEL S.  
 44 VALCOURT BAY  
 BOX 321  
 ST JEAN, MB ROG 2B0

REF # **3759925** BOX # **3367**  
 LAB # **NW113860**

Date Sampled

Date Received **09/30/2022**

Date Reported **10/01/2022**

Nutrient In The Soil		Interpretation				1st Crop Choice		2nd Crop Choice		3rd Crop Choice		
		Low	Med	High	YIELD GOAL		YIELD GOAL		YIELD GOAL			
		Low	Med	High	SUGGESTED GUIDELINES		SUGGESTED GUIDELINES		SUGGESTED GUIDELINES			
		Low	Med	High	LB/ACRE	APPLICATION	LB/ACRE	APPLICATION	LB/ACRE	APPLICATION		
Nitrate	0-6" 20 lb/acre				N		N		N			
	6-24" 6 lb/acre				P <sub>2</sub> O <sub>5</sub>		P <sub>2</sub> O <sub>5</sub>		P <sub>2</sub> O <sub>5</sub>			
	0-24" 26 lb/acre				K <sub>2</sub> O		K <sub>2</sub> O		K <sub>2</sub> O			
Phosphorus	Olsen 11 ppm				Cl		Cl		Cl			
Potassium	464 ppm				S		S		S			
Chloride	0-24" 48 lb/acre				B		B		B			
	0-6" 18 lb/acre				Zn		Zn		Zn			
Sulfur	6-24" 360 +lb/acre				Fe		Fe		Fe			
					Mn		Mn		Mn			
Boron	1.8 ppm				Cu		Cu		Cu			
Zinc	0.53 ppm				Mg		Mg		Mg			
Iron	18.4 ppm				Lime		Lime		Lime			
Manganese	1.2 ppm											
Copper	2.03 ppm											
Magnesium	1967 ppm											
Calcium	6416 ppm											
Sodium	69 ppm											
Org.Matter	5.3 %											
Carbonate(CCE)	3.5 %											
Sol. Salts	0-6" 0.75 mmho/cm				Soil pH	Buffer pH	Cation Exchange Capacity	% Base Saturation (Typical Range)				
	6-24" 1.68 mmho/cm				0-6" 8.0		50.0 meq	% Ca	% Mg	% K	% Na	% H
					6-24" 8.3			(65-75)	(15-20)	(1-7)	(0-5)	(0-5)
								64.2	32.8	2.4	0.6	0.0

General Comments: Soil texture is not estimated on high pH soils.



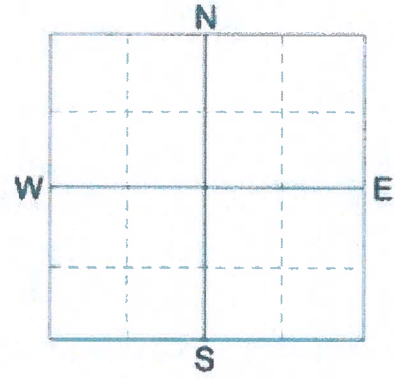
9 *Amur* Goertzen



Soil Analysis by Agvise Laboratories  
 (http://www.agvise.com)  
 Northwood: (701) 587-6010  
 Benson: (320) 843-4109

**SOIL TEST REPORT**

FIELD ID **NE 5-8-3 W**  
 SAMPLE ID  
 FIELD NAME **NE 5-8-3 W**  
 COUNTY  
 TWP RANGE  
 SECTION QTR ACRES **230**  
 PREV. CROP **Wheat-Spring**



**SUBMITTED FOR:**  
**BOEKHORST GRAIN LTD**

**SUBMITTED BY: TE0521**  
**RICHARDSON PIONEER-BRUNICK**  
**HWY 3**  
**BOX 128**  
**BRUNKILD, MB** **ROG OEO**

REF # **3370651** BOX # **3012**  
 LAB # **NW108470**

Date Sampled

Date Received **09/24/2021**

Date Reported **09/24/2021**

Nutrient In The Soil		Interpretation				1st Crop Choice		2nd Crop Choice		3rd Crop Choice				
		Low	Low	Med	High									
N (trate)	0-6" 20 lb/acre					Canola-bu								
	6-24" 15 lb/acre					YIELD GOAL		YIELD GOAL		YIELD GOAL				
	0-24" 35 lb/acre					55 BU								
						SUGGESTED GUIDELINES		SUGGESTED GUIDELINES		SUGGESTED GUIDELINES				
						Band/Maint.								
Olsen	10 ppm					LB/ACRE	APPLICATION	LB/ACRE	APPLICATION	LB/ACRE	APPLICATION			
Phosphorus						N	158	N		N				
Potassium	470 ppm					P <sub>2</sub> O <sub>5</sub>	50 Band *	P <sub>2</sub> O <sub>5</sub>		P <sub>2</sub> O <sub>5</sub>				
Chloride	0-24" 40 lb/acre					K <sub>2</sub> O	0	K <sub>2</sub> O		K <sub>2</sub> O				
	0-6" 120 +lb/acre					Cl	Not Available	Cl		Cl				
6-24" 54 lb/acre					S	10 Band	S		S					
Sulfur						B	0	B		B				
Boron	1.0 ppm					Zn	1 Band	Zn		Zn				
Zinc	0.73 ppm					Fe	0	Fe		Fe				
Iron	55.2 ppm					Mn	0	Mn		Mn				
Manganese	4.1 ppm					Cu	0	Cu		Cu				
Copper	2.32 ppm					Mg	0	Mg		Mg				
Magnesium	1511 ppm					Lime		Lime		Lime				
Calcium	5300 ppm					Soil pH		Cation Exchange Capacity		% Base Saturation (Typical Range)				
Sodium	53 ppm					0-6" 7.1	Buffer pH	40.9 meq	% Ca	% Mg	% K	% Na	% H	
Org.Matter	6.1 %					6-24" 7.7			(65-75)	(15-20)	(1-7)	(0-5)	(0-5)	
Carbonate(CCE)	1.1 %								64.8	30.8	2.9	0.6	0.9	
Sol. Salts	0-6" 1.23 mmho/cm													
	6-24" 0.81 mmho/cm													

General Comments: Fine-textured (CEC: 31+ meq)  
 Percent hydrogen is estimated from water pH, CEC corrected for exchangeable acidity.  
 Crop 1: Limited data on crop response to chloride. \*CAUTION: Seed-placed fertilizer can cause injury.\* May respond to starter P & K, even on high soil tests. Crop nutrient removal: P<sub>2</sub>O<sub>5</sub> = 50 K<sub>2</sub>O = 25 AGVISE Band/Maintenance guideline will build P & K test levels to the medium range over several years and then maintain them.