





R.M. OF WOODLANDS



0 5
SCALE IN KILOMETRES

PROVINCE OF MANITOBA
INFRASTRUCTURE
HIGHWAY PLANNING AND DESIGN BRANCH
GEOGRAPHIC & RECORDS MANAGEMENT SECTION
WINNIPEG
JANUARY, 2015

LEGEND

- PROVINCIAL TRUNK HIGHWAYS  ACCESS ROADS 
- PROVINCIAL ROADS  RAILWAYS 

LOCATION MAP
BOONSTRA FARMS LTD.
SW 6-13-01W
RM OF WOODLANDS

