





MMPP - Variety Yield Data Browser

Select Municipalities or MASC Risk Areas

Tip: Click or touch the 'X' (at right) in these tip balloons to hide them permanently. ✕


Tip: Click or touch the button below to select Municipalities or MASC Risk Areas. ✕

Tip: Click or touch in the select boxes (below) to select at least one item from each list. Click or touch the  icon ✕ to clear all selected items.


 

Select Crop(s)

Tip: If more than one crop is selected, the Yield Variety Data will be returned, but 'Top Varieties by Acres' and 'Top Varieties by Yield' charts won't be generated. ✕

Select Varieties

Select Year Range

1993 1998 2002 2007 2012 2016

to

Search Summary

178 records returned

842 farm varieties grown on 179,280.0 acres

Average Yield

0.831 Tonnes (36.6 Bushels) per acre

Summary includes aggregate data from 'below minimum tolerance' records

Variety Yield Data

'Below Minimum Tolerance' records contain data from fewer than 3 producers or 500 acres, marked as such to retain producer anonymity. Data from these records is included in the Search Summary totals.

Copy to Clipboard

Save as XLS

Showing 1 to 100 of 178 entries

First

Previous

Next

Last

Search Summary

178 records returned

842 farm varieties grown on 179,280.0 acres

Average Yield

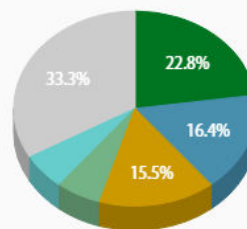
Rectangular Snip

0.831 Tonnes (36.6 Bushels) per acre

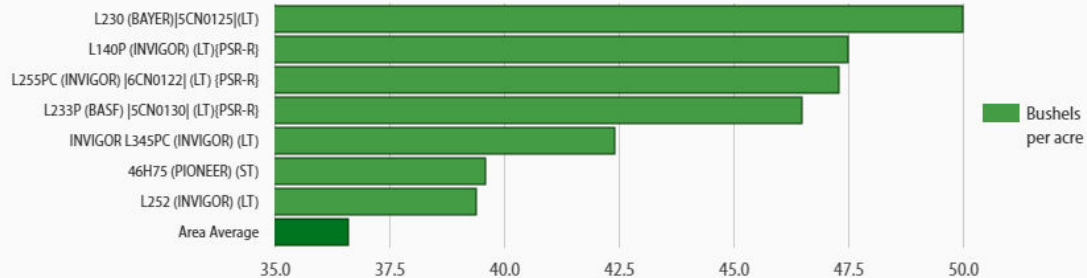
Summary includes aggregate data from 'below minimum tolerance' records

Top Varieties by Acres

- L233P (BASF) [5CN0130] (LT){PSR-R}
- 5440 (INVIGOR) [PHS04-690] (LT)
- L140P (INVIGOR) (LT){PSR-R}
- L252 (INVIGOR) (LT)
- L130 (INVIGOR) (LT)
- Other Varieties



Top Varieties by Yield



Year	Risk Area / R.M.	Crop	Variety	Farms	Acres	Yield/acre (Metric)
+ 2017	BROKENHEAD	ARGENTINE CANOLA	L233P (BASF) 5CN0130 (LT) {PSR-R}	9	1,933.0	1.389 Tonnes
+ 2017	BROKENHEAD	ARGENTINE CANOLA	L140P (INVIGOR) (LT){PSR-R}	34	9,502.0	1.300 Tonnes
+ 2017	BROKENHEAD	ARGENTINE CANOLA	46H75 (PIONEER) (ST)	3	527.0	1.173 Tonnes
+ 2013	BROKENHEAD	ARGENTINE CANOLA	5440 (INVIGOR) PHS04-690 (LT)	14	2,589.0	1.138 Tonnes
+ 2017	BROKENHEAD	ARGENTINE CANOLA	L230 (BAYER) 5CN0125 (LT)	4	807.0	1.134 Tonnes
+ 2018	BROKENHEAD	ARGENTINE CANOLA	L233P (BASF) 5CN0130 (LT) {PSR-R}	36	11,237.0	1.135 Tonnes
+ 2013	BROKENHEAD	ARGENTINE CANOLA	L130 (INVIGOR) (LT)	11	1,937.0	1.130 Tonnes
+ 2019	BROKENHEAD	ARGENTINE CANOLA	L140P (INVIGOR) (LT){PSR-R}	7	2,169.0	1.119 Tonnes
+ 2018	BROKENHEAD	ARGENTINE CANOLA	L255PC (INVIGOR) 6CN0122 (LT) {PSR-R}	3	553.0	1.112 Tonnes
+ 2019	BROKENHEAD	ARGENTINE CANOLA	L233P (BASF) 5CN0130 (LT) {PSR-R}	44	13,126.0	1.083 Tonnes
+ 2017	BROKENHEAD	ARGENTINE CANOLA	L252 (INVIGOR) (LT)	6	511.0	1.077 Tonnes
+ 2013	BROKENHEAD	ARGENTINE CANOLA	2012 CL (NEXERA) (ST)	4	932.0	1.068 Tonnes
+ 2018	BROKENHEAD	ARGENTINE CANOLA	L140P (INVIGOR) (LT){PSR-R}	24	4,751.0	1.068 Tonnes
+ 2018	BROKENHEAD	ARGENTINE CANOLA	L252 (INVIGOR) (LT)	7	1,236.0	1.057 Tonnes
+ 2015	BROKENHEAD	ARGENTINE CANOLA	L140P (INVIGOR) (LT){PSR-R}	12	2,710.0	1.042 Tonnes
+ 2019	BROKENHEAD	ARGENTINE CANOLA	L255PC (INVIGOR) 6CN0122 (LT) {PSR-R}	4	546.0	1.032 Tonnes
+ 2013	BROKENHEAD	ARGENTINE CANOLA	L150 (INVIGOR) (LT)	11	2,662.0	1.016 Tonnes
+ 2015	BROKENHEAD	ARGENTINE CANOLA	L252 (INVIGOR) (LT)	25	4,573.0	0.987 Tonnes
+ 2015	BROKENHEAD	ARGENTINE CANOLA	5440 (INVIGOR) PHS04-690 (LT)	12	2,389.0	0.974 Tonnes

Year	Risk Area / R.M.	Crop	Variety	Farms	Acres	Yield/acre (Metric)
+ 2020	BROKENHEAD	ARGENTINE CANOLA	INVIGOR L345PC (INVIGOR) (LT)	8	1,539.0	0.961 Tonnes
+ 2013	BROKENHEAD	ARGENTINE CANOLA	L159 (INVIGOR) (LT)	7	1,181.0	0.943 Tonnes
+ 2015	BROKENHEAD	ARGENTINE CANOLA	VR 9560 CL (PROVEN) (ST)	5	864.0	0.937 Tonnes
+ 2020	BROKENHEAD	ARGENTINE CANOLA	L233P (BASF) [5CN0130] (LT) {PSR-R}	51	14,569.0	0.923 Tonnes
+ 2013	BROKENHEAD	ARGENTINE CANOLA	2016 CL (NEXERA) (ST)	4	700.0	0.888 Tonnes
+ 2016	BROKENHEAD	ARGENTINE CANOLA	L140P (INVIGOR) (LT){PSR-R}	37	8,635.0	0.840 Tonnes
+ 2013	BROKENHEAD	ARGENTINE CANOLA	L120 (INVIGOR) (LT)	4	533.0	0.825 Tonnes
+ 2020	BROKENHEAD	ARGENTINE CANOLA	DKLL 82 SC (DEKALB) (LT)	9	2,081.0	0.812 Tonnes
+ 2011	BROKENHEAD	ARGENTINE CANOLA	L150 (INVIGOR) (LT)	7	1,209.0	0.760 Tonnes
+ 2016	BROKENHEAD	ARGENTINE CANOLA	L252 (INVIGOR) (LT)	17	3,210.0	0.755 Tonnes
+ 2015	BROKENHEAD	ARGENTINE CANOLA	L120 (INVIGOR) (LT)	3	1,019.0	0.754 Tonnes
+ 2015	BROKENHEAD	ARGENTINE CANOLA	L130 (INVIGOR) (LT)	6	1,105.0	0.701 Tonnes
+ 2011	BROKENHEAD	ARGENTINE CANOLA	9590 (INVIGOR) (LT)	7	1,180.0	0.693 Tonnes
+ 2011	BROKENHEAD	ARGENTINE CANOLA	5440 (INVIGOR) [PHS04-690] (LT)	40	7,865.0	0.684 Tonnes
+ 2014	BROKENHEAD	ARGENTINE CANOLA	L252 (INVIGOR) (LT)	12	1,252.0	0.682 Tonnes
+ 2012	BROKENHEAD	ARGENTINE CANOLA	5440 (INVIGOR) [PHS04-690] (LT)	28	7,367.0	0.672 Tonnes
+ 2016	BROKENHEAD	ARGENTINE CANOLA	46H75 (PIONEER) (ST)	3	641.0	0.670 Tonnes
+ 2014	BROKENHEAD	ARGENTINE CANOLA	L130 (INVIGOR) (LT)	22	5,015.0	0.616 Tonnes
+ 2011	BROKENHEAD	ARGENTINE CANOLA	L130 (INVIGOR) (LT)	10	1,711.0	0.610 Tonnes

Year	Risk Area / R.M.	Crop	Variety	Farms	Acres	Yield/acre (Metric)
+ 2016	BROKENHEAD	ARGENTINE CANOLA	PV 200 CL (PROVEN) (ST)	4	1,087.0	0.590 Tonnes
+ 2014	BROKENHEAD	ARGENTINE CANOLA	L159 (INVIGOR) (LT)	8	1,690.0	0.568 Tonnes
+ 2012	BROKENHEAD	ARGENTINE CANOLA	L150 (INVIGOR) (LT)	18	2,848.0	0.559 Tonnes
+ 2014	BROKENHEAD	ARGENTINE CANOLA	5440 (INVIGOR) PHS04-690 (LT)	16	3,797.0	0.518 Tonnes
+ 2012	BROKENHEAD	ARGENTINE CANOLA	L130 (INVIGOR) (LT)	4	930.0	0.498 Tonnes
+ 2014	BROKENHEAD	ARGENTINE CANOLA	VR 9560 CL (PROVEN) (ST)	4	526.0	0.485 Tonnes
+ 2012	BROKENHEAD	ARGENTINE CANOLA	2012 CL (NEXERA) (ST)	8	1,891.0	0.437 Tonnes
+ 2010	BROKENHEAD	ARGENTINE CANOLA	5440 (INVIGOR) PHS04-690 (LT)	21	5,464.0	0.431 Tonnes
+ 2010	BROKENHEAD	ARGENTINE CANOLA	5770 (INVIGOR) (LT)	8	1,206.0	0.346 Tonnes
+ 2010	BROKENHEAD	ARGENTINE CANOLA	5030 (INVIGOR) RHY01-403 (LT)	9	2,022.0	0.326 Tonnes
+ 2010	BROKENHEAD	ARGENTINE CANOLA	5020 (INVIGOR) RHY01/597 (LT)	10	2,542.0	0.260 Tonnes
+ 2010	BROKENHEAD	ARGENTINE CANOLA	9590 (INVIGOR) (LT)	21	3,872.0	0.233 Tonnes
+ 2010	BROKENHEAD	ARGENTINE CANOLA	9553 (PROVEN) (RT)	3	589.0	0.117 Tonnes
+ 2010	BROKENHEAD	ARGENTINE CANOLA	SW WIZZARD (LANTMANNEN)	Below	Minimum	Tolerance
+ 2010	BROKENHEAD	ARGENTINE CANOLA	1768S (AGRIPROGRESS) 30326-A5 (RT)	Below	Minimum	Tolerance
+ 2010	BROKENHEAD	ARGENTINE CANOLA	43E01 (RT)	Below	Minimum	Tolerance
+ 2010	BROKENHEAD	ARGENTINE CANOLA	45A51 (PIONEER) NS2335 (RT)	Below	Minimum	Tolerance
+ 2010	BROKENHEAD	ARGENTINE CANOLA	45H28 (PIONEER) (RT)	Below	Minimum	Tolerance
+ 2010	BROKENHEAD	ARGENTINE CANOLA	45H29 (PIONEER) (RT)	Below	Minimum	Tolerance

Year	Risk Area / R.M.	Crop	Variety	Farms	Acres	Yield/acre (Metric)
+ 2010	BROKENHEAD	ARGENTINE CANOLA	45H73 (PIONEER) [04N205] (ST)	Below	Minimum	Tolerance
+ 2010	BROKENHEAD	ARGENTINE CANOLA	45P70 (PIONEER) [04N201L] (ST)	Below	Minimum	Tolerance
+ 2010	BROKENHEAD	ARGENTINE CANOLA	45S51 (PIONEER) (RT)	Below	Minimum	Tolerance
+ 2010	BROKENHEAD	ARGENTINE CANOLA	46A76 (PIONEER) [NS2804] (ST)	Below	Minimum	Tolerance
+ 2010	BROKENHEAD	ARGENTINE CANOLA	46P50 (PIONEER) [03N322R] (RT)	Below	Minimum	Tolerance
+ 2010	BROKENHEAD	ARGENTINE CANOLA	71-40 CL (DEKALB) (ST)	Below	Minimum	Tolerance
+ 2010	BROKENHEAD	ARGENTINE CANOLA	72-65 RR (DEKALB) (RT)	Below	Minimum	Tolerance
+ 2010	BROKENHEAD	ARGENTINE CANOLA	8440 (INVIGOR) [PHS04-781] (LT)	Below	Minimum	Tolerance
+ 2010	BROKENHEAD	ARGENTINE CANOLA	9451 (SW SEED) [SWF5208RR] (RT)	Below	Minimum	Tolerance
+ 2010	BROKENHEAD	ARGENTINE CANOLA	9557S (RT)	Below	Minimum	Tolerance
+ 2011	BROKENHEAD	ARGENTINE CANOLA	CL 2061 RR (RT)	Below	Minimum	Tolerance
+ 2011	BROKENHEAD	ARGENTINE CANOLA	VT BARRIER (VITERRA) [9552] (RT)	Below	Minimum	Tolerance
+ 2011	BROKENHEAD	ARGENTINE CANOLA	VT 500 G (PROVEN) [9556] (RT)	Below	Minimum	Tolerance
+ 2011	BROKENHEAD	ARGENTINE CANOLA	1145 (INVIGOR HEALTH) (LT)	Below	Minimum	Tolerance
+ 2011	BROKENHEAD	ARGENTINE CANOLA	1768S (AGRIPROGRESS) [30326-A5] (RT)	Below	Minimum	Tolerance
+ 2011	BROKENHEAD	ARGENTINE CANOLA	2012 CL (NEXERA) (ST)	Below	Minimum	Tolerance
+ 2011	BROKENHEAD	ARGENTINE CANOLA	45A51 (PIONEER) [NS2335] (RT)	Below	Minimum	Tolerance
+ 2011	BROKENHEAD	ARGENTINE CANOLA	45P70 (PIONEER) [04N201L] (ST)	Below	Minimum	Tolerance
+ 2011	BROKENHEAD	ARGENTINE CANOLA	45S52 (PIONEER) (RT)	Below	Minimum	Tolerance

Year	Risk Area / R.M.	Crop	Variety	Farms	Acres	Yield/acre (Metric)
+ 2011	BROKENHEAD	ARGENTINE CANOLA	46A52 (PIONEER) NS2501 (RT)	Below	Minimum	Tolerance
+ 2011	BROKENHEAD	ARGENTINE CANOLA	46A76 (PIONEER) NS2804 (ST)	Below	Minimum	Tolerance
+ 2011	BROKENHEAD	ARGENTINE CANOLA	5020 (INVIGOR) RHY01/597 (LT)	Below	Minimum	Tolerance
+ 2011	BROKENHEAD	ARGENTINE CANOLA	5030 (INVIGOR) RHY01-403 (LT)	Below	Minimum	Tolerance
+ 2011	BROKENHEAD	ARGENTINE CANOLA	5770 (INVIGOR) (LT)	Below	Minimum	Tolerance
+ 2011	BROKENHEAD	ARGENTINE CANOLA	72-65 RR (DEKALB) (RT)	Below	Minimum	Tolerance
+ 2011	BROKENHEAD	ARGENTINE CANOLA	9553 (PROVEN) (RT)	Below	Minimum	Tolerance
+ 2011	BROKENHEAD	ARGENTINE CANOLA	9557S (RT)	Below	Minimum	Tolerance
+ 2012	BROKENHEAD	ARGENTINE CANOLA	CL 2061 RR (RT)	Below	Minimum	Tolerance
+ 2012	BROKENHEAD	ARGENTINE CANOLA	VR 9560 CL (PROVEN) (ST)	Below	Minimum	Tolerance
+ 2012	BROKENHEAD	ARGENTINE CANOLA	VT 500 G (PROVEN) 9556 (RT)	Below	Minimum	Tolerance
+ 2012	BROKENHEAD	ARGENTINE CANOLA	V2035 (VICTORY) 07H730 (RT)	Below	Minimum	Tolerance
+ 2012	BROKENHEAD	ARGENTINE CANOLA	1950 (CANTERRA) (RT)	Below	Minimum	Tolerance
+ 2012	BROKENHEAD	ARGENTINE CANOLA	1990 (CANTERRA) (RT)	Below	Minimum	Tolerance
+ 2012	BROKENHEAD	ARGENTINE CANOLA	45H73 (PIONEER) 04N205I (ST)	Below	Minimum	Tolerance
+ 2012	BROKENHEAD	ARGENTINE CANOLA	45P70 (PIONEER) 04N201L (ST)	Below	Minimum	Tolerance
+ 2012	BROKENHEAD	ARGENTINE CANOLA	46A76 (PIONEER) NS2804 (ST)	Below	Minimum	Tolerance
+ 2012	BROKENHEAD	ARGENTINE CANOLA	46H75 (PIONEER) (ST)	Below	Minimum	Tolerance
+ 2012	BROKENHEAD	ARGENTINE CANOLA	5525 CL (BRETTYOUNG) (ST)	Below	Minimum	Tolerance

Year	Risk Area / R.M.	Crop	Variety	Farms	Acres	Yield/acre (Metric)
+ 2012	BROKENHEAD	ARGENTINE CANOLA	73-75 RR (DEKALB) (RT)	Below	Minimum	Tolerance
+ 2012	BROKENHEAD	ARGENTINE CANOLA	9557S (RT)	Below	Minimum	Tolerance
+ 2013	BROKENHEAD	ARGENTINE CANOLA	L156H (INVIGOR HEALTH) (LT)	Below	Minimum	Tolerance
+ 2013	BROKENHEAD	ARGENTINE CANOLA	VR 9560 CL (PROVEN) (ST)	Below	Minimum	Tolerance
+ 2013	BROKENHEAD	ARGENTINE CANOLA	VT 500 G (PROVEN) [9556] (RT)	Below	Minimum	Tolerance

Show entries

[First](#)

[Previous](#)

[Next](#)

[Last](#)

Copyright © 2021 Manitoba Agricultural Services Corporation. All rights reserved.





MMPP - Variety Yield Data Browser

Select Municipalities or MASC Risk Areas

Tip: Click or touch the 'X' (at right) in these tip balloons to hide them permanently. ✕


Tip: Click or touch the button below to select Municipalities or MASC Risk Areas. ✕

Tip: Click or touch in the select boxes (below) to select at least one item from each list. Click or touch the  icon ✕ to clear all selected items.


 

Select Crop(s)

Tip: If more than one crop is selected, the Yield Variety Data will be returned, but 'Top Varieties by Acres' and 'Top Varieties by Yield' charts won't be generated. ✕

Select Varieties

Select Year Range


 to

Search Summary

128 records returned

922 farm varieties grown on 200,540.0 acres

Average Yield

1.493 Tonnes (54.9 Bushels) per acre

Summary includes aggregate data from 'below minimum tolerance' records

Variety Yield Data

'Below Minimum Tolerance' records contain data from fewer than 3 producers or 500 acres, marked as such to retain producer anonymity. Data from these records is included in the Search Summary totals.

Copy to Clipboard

Save as XLS

Showing 1 to 100 of 128 entries

First Previous Next Last

Search Summary

128 records returned

922 farm varieties grown on 200,540.0 acres

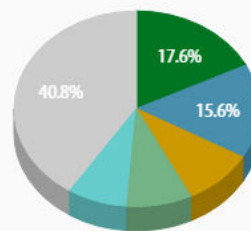
Average Yield

1.493 Tonnes (54.9 Bushels) per acre

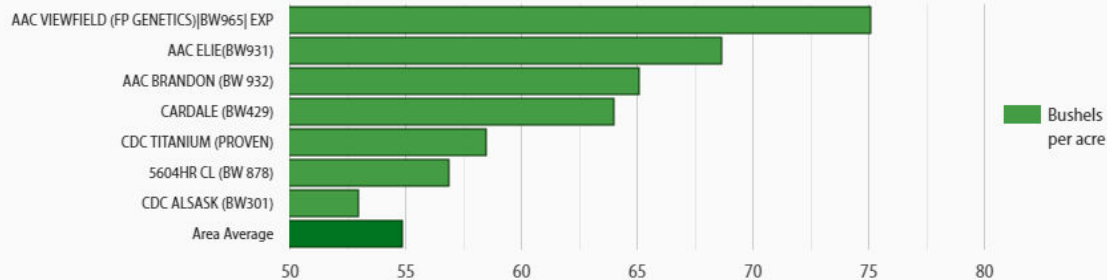
Summary includes aggregate data from 'below minimum tolerance' records

Top Varieties by Acres

- GLENN
- AAC BRANDON (BW 932)
- CARDALE (BW429)
- AC DOMAIN (BW 148)
- CARBERRY (BW874)
- Other Varieties



Top Varieties by Yield



Year	Risk Area / R.M.	Crop	Variety	Farms	Acres	Yield/acre (Metric)	Yield/acre (Imperial)
2018	BROKENHEAD	RED SPRING WHEAT	AAC ELIE(BW931)	7	1,969.0	2.137 Tonnes	78.5 Bushels
2017	BROKENHEAD	RED SPRING WHEAT	GLENN	6	1,098.0	2.135 Tonnes	78.4 Bushels
2020	BROKENHEAD	RED SPRING WHEAT	AAC VIEWFIELD (FP GENETICS)]BW965] EXP	21	5,826.0	2.098 Tonnes	77.1 Bushels
2017	BROKENHEAD	RED SPRING WHEAT	AAC ELIE(BW931)	7	1,696.0	2.092 Tonnes	76.9 Bushels
2018	BROKENHEAD	RED SPRING WHEAT	CARDALE (BW429)	14	4,587.0	2.052 Tonnes	75.4 Bushels
2019	BROKENHEAD	RED SPRING WHEAT	AAC VIEWFIELD (FP GENETICS)]BW965] EXP	15	3,047.0	1.937 Tonnes	71.2 Bushels
2017	BROKENHEAD	RED SPRING WHEAT	AAC BRANDON (BW 932)	19	4,288.0	1.923 Tonnes	70.7 Bushels
2017	BROKENHEAD	RED SPRING WHEAT	CARDALE (BW429)	18	3,512.0	1.912 Tonnes	70.3 Bushels
2020	BROKENHEAD	RED SPRING WHEAT	AAC ELIE(BW931)	14	3,526.0	1.870 Tonnes	68.7 Bushels
2017	BROKENHEAD	RED SPRING WHEAT	AC DOMAIN (BW 148)	4	891.0	1.854 Tonnes	68.1 Bushels
2017	BROKENHEAD	RED SPRING WHEAT	CDC STANLEY (BW880)	8	1,770.0	1.836 Tonnes	67.5 Bushels
2018	BROKENHEAD	RED SPRING WHEAT	AAC BRANDON (BW 932)	37	7,918.0	1.836 Tonnes	67.5 Bushels
2020	BROKENHEAD	RED SPRING WHEAT	AAC BRANDON (BW 932)	33	7,808.0	1.777 Tonnes	65.3 Bushels
2020	BROKENHEAD	RED SPRING WHEAT	CARDALE (BW429)	6	792.0	1.773 Tonnes	65.2 Bushels

Year	Risk Area / R.M.	Crop	Variety	Farms	Acres	Yield/acre (Metric)	Yield/acre (Imperial)
2019	BROKENHEAD	RED SPRING WHEAT	AAC BRANDON (BW 932)	36	9,453.0	1.755 Tonnes	64.5 Bushels
2017	BROKENHEAD	RED SPRING WHEAT	CARBERRY (BW874)	5	1,025.0	1.738 Tonnes	63.8 Bushels
2019	BROKENHEAD	RED SPRING WHEAT	AAC ELIE(BW931)	15	3,787.0	1.726 Tonnes	63.4 Bushels
2013	BROKENHEAD	RED SPRING WHEAT	CDC STANLEY (BW880)	11	2,377.0	1.694 Tonnes	62.2 Bushels
2013	BROKENHEAD	RED SPRING WHEAT	GLENN	34	8,728.0	1.692 Tonnes	62.2 Bushels
2019	BROKENHEAD	RED SPRING WHEAT	CARDALE (BW429)	12	2,616.5	1.623 Tonnes	59.7 Bushels
2015	BROKENHEAD	RED SPRING WHEAT	CARDALE (BW429)	13	2,680.0	1.611 Tonnes	59.2 Bushels
2018	BROKENHEAD	RED SPRING WHEAT	CDC TITANIUM (PROVEN)	6	615.0	1.592 Tonnes	58.5 Bushels
2015	BROKENHEAD	RED SPRING WHEAT	CARBERRY (BW874)	21	4,601.0	1.569 Tonnes	57.7 Bushels
2013	BROKENHEAD	RED SPRING WHEAT	AC DOMAIN (BW 148)	8	2,454.0	1.564 Tonnes	57.5 Bushels
2015	BROKENHEAD	RED SPRING WHEAT	5604HR CL (BW 878)	3	613.0	1.550 Tonnes	56.9 Bushels
2013	BROKENHEAD	RED SPRING WHEAT	CARBERRY (BW874)	19	3,748.0	1.542 Tonnes	56.7 Bushels
2018	BROKENHEAD	RED SPRING WHEAT	CDC STANLEY (BW880)	6	998.0	1.544 Tonnes	56.7 Bushels
2015	BROKENHEAD	RED SPRING WHEAT	GLENN	13	2,705.0	1.500 Tonnes	55.1 Bushels

Year	Risk Area / R.M.	Crop	Variety	Farms	Acres	Yield/acre (Metric)	Yield/acre (Imperial)
2013	BROKENHEAD	RED SPRING WHEAT	KANE (BW342)	6	2,062.0	1.485 Tonnes	54.6 Bushels
2012	BROKENHEAD	RED SPRING WHEAT	CDC ALSASK (BW301)	6	1,494.0	1.465 Tonnes	53.8 Bushels
2013	BROKENHEAD	RED SPRING WHEAT	AC BARRIE (BW 661)	6	785.0	1.464 Tonnes	53.8 Bushels
2012	BROKENHEAD	RED SPRING WHEAT	GLENN	31	7,568.0	1.460 Tonnes	53.6 Bushels
2016	BROKENHEAD	RED SPRING WHEAT	CARDALE (BW429)	22	4,726.0	1.436 Tonnes	52.8 Bushels
2012	BROKENHEAD	RED SPRING WHEAT	CARBERRY (BW874)	10	1,077.0	1.431 Tonnes	52.6 Bushels
2014	BROKENHEAD	RED SPRING WHEAT	AC DOMAIN (BW 148)	4	1,052.0	1.431 Tonnes	52.6 Bushels
2016	BROKENHEAD	RED SPRING WHEAT	AAC ELIE(BW931)	4	818.0	1.423 Tonnes	52.3 Bushels
2015	BROKENHEAD	RED SPRING WHEAT	CDC STANLEY (BW880)	15	2,703.0	1.421 Tonnes	52.2 Bushels
2011	BROKENHEAD	RED SPRING WHEAT	CDC ALSASK (BW301)	6	1,050.0	1.412 Tonnes	51.9 Bushels
2012	BROKENHEAD	RED SPRING WHEAT	AC DOMAIN (BW 148)	15	3,329.0	1.385 Tonnes	50.9 Bushels
2015	BROKENHEAD	RED SPRING WHEAT	AC DOMAIN (BW 148)	6	1,549.0	1.373 Tonnes	50.4 Bushels
2011	BROKENHEAD	RED SPRING WHEAT	GLENN	18	4,064.0	1.347 Tonnes	49.5 Bushels
2012	BROKENHEAD	RED SPRING WHEAT	KANE (BW342)	11	4,069.0	1.330 Tonnes	48.9 Bushels

Year	Risk Area / R.M.	Crop	Variety	Farms	Acres	Yield/acre (Metric)	Yield/acre (Imperial)
2020	BROKENHEAD	RED SPRING WHEAT	CDC STANLEY (BW880)	4	1,287.0	1.268 Tonnes	46.6 Bushels
2011	BROKENHEAD	RED SPRING WHEAT	AC DOMAIN (BW 148)	14	3,873.0	1.267 Tonnes	46.5 Bushels
2012	BROKENHEAD	RED SPRING WHEAT	AC BARRIE (BW 661)	7	1,170.0	1.259 Tonnes	46.3 Bushels
2016	BROKENHEAD	RED SPRING WHEAT	GLENN	14	2,417.0	1.240 Tonnes	45.6 Bushels
2016	BROKENHEAD	RED SPRING WHEAT	AAC BRANDON (BW 932)	11	1,876.0	1.215 Tonnes	44.7 Bushels
2011	BROKENHEAD	RED SPRING WHEAT	AC CADILLAC (BW 689)	4	527.0	1.205 Tonnes	44.3 Bushels
2016	BROKENHEAD	RED SPRING WHEAT	CDC STANLEY (BW880)	14	2,551.0	1.183 Tonnes	43.5 Bushels
2011	BROKENHEAD	RED SPRING WHEAT	KANE (BW342)	14	2,856.0	1.137 Tonnes	41.8 Bushels
2011	BROKENHEAD	RED SPRING WHEAT	AC BARRIE (BW 661)	8	1,623.0	1.119 Tonnes	41.1 Bushels
2014	BROKENHEAD	RED SPRING WHEAT	KANE (BW342)	6	1,881.0	1.103 Tonnes	40.5 Bushels
2014	BROKENHEAD	RED SPRING WHEAT	CDC STANLEY (BW880)	17	3,186.5	1.089 Tonnes	40.0 Bushels
2014	BROKENHEAD	RED SPRING WHEAT	CARBERRY (BW874)	20	3,784.0	1.066 Tonnes	39.2 Bushels
2016	BROKENHEAD	RED SPRING WHEAT	CARBERRY (BW874)	7	1,665.0	1.063 Tonnes	39.1 Bushels
2014	BROKENHEAD	RED SPRING WHEAT	GLENN	20	3,977.0	1.032 Tonnes	37.9 Bushels

Year	Risk Area / R.M.	Crop	Variety	Farms	Acres	Yield/acre (Metric)	Yield/acre (Imperial)
2011	BROKENHEAD	RED SPRING WHEAT	5602HR (BW297)	3	989.0	1.005 Tonnes	36.9 Bushels
2010	BROKENHEAD	RED SPRING WHEAT	GLENN	26	4,786.0	0.745 Tonnes	27.4 Bushels
2010	BROKENHEAD	RED SPRING WHEAT	KANE (BW342)	7	1,142.0	0.739 Tonnes	27.1 Bushels
2010	BROKENHEAD	RED SPRING WHEAT	AC BARRIE (BW 661)	12	3,618.0	0.715 Tonnes	26.3 Bushels
2010	BROKENHEAD	RED SPRING WHEAT	AC DOMAIN (BW 148)	13	4,006.0	0.666 Tonnes	24.5 Bushels
2010	BROKENHEAD	RED SPRING WHEAT	5602HR (BW297)	12	2,037.0	0.557 Tonnes	20.5 Bushels
2010	BROKENHEAD	RED SPRING WHEAT	AC CADILLAC (BW 689)	Below	Minimum	Tolerance	
2010	BROKENHEAD	RED SPRING WHEAT	CDC ALSASK (BW301)	Below	Minimum	Tolerance	
2010	BROKENHEAD	RED SPRING WHEAT	MCKENZIE (BW 205)	Below	Minimum	Tolerance	
2010	BROKENHEAD	RED SPRING WHEAT	NEEPAWA	Below	Minimum	Tolerance	
2010	BROKENHEAD	RED SPRING WHEAT	WASKADA (BW 357)	Below	Minimum	Tolerance	
2011	BROKENHEAD	RED SPRING WHEAT	NEEPAWA	Below	Minimum	Tolerance	
2011	BROKENHEAD	RED SPRING WHEAT	WASKADA (BW 357)	Below	Minimum	Tolerance	
2011	BROKENHEAD	RED SPRING WHEAT	5603 HR	Below	Minimum	Tolerance	

Year	Risk Area / R.M.	Crop	Variety	Farms	Acres	Yield/acre (Metric)	Yield/acre (Imperial)
2012	BROKENHEAD	RED SPRING WHEAT	CDC STANLEY (BW880)	Below	Minimum	Tolerance	
2012	BROKENHEAD	RED SPRING WHEAT	NEEPAWA	Below	Minimum	Tolerance	
2012	BROKENHEAD	RED SPRING WHEAT	WASKADA (BW 357)	Below	Minimum	Tolerance	
2012	BROKENHEAD	RED SPRING WHEAT	5602HR (BW297)	Below	Minimum	Tolerance	
2012	BROKENHEAD	RED SPRING WHEAT	5603 HR	Below	Minimum	Tolerance	
2013	BROKENHEAD	RED SPRING WHEAT	CDC ALSASK (BW301)	Below	Minimum	Tolerance	
2013	BROKENHEAD	RED SPRING WHEAT	CDC VR MORRIS (BW423)	Below	Minimum	Tolerance	
2013	BROKENHEAD	RED SPRING WHEAT	NEEPAWA	Below	Minimum	Tolerance	
2013	BROKENHEAD	RED SPRING WHEAT	WASKADA (BW 357)	Below	Minimum	Tolerance	
2013	BROKENHEAD	RED SPRING WHEAT	5602HR (BW297)	Below	Minimum	Tolerance	
2013	BROKENHEAD	RED SPRING WHEAT	5603 HR	Below	Minimum	Tolerance	
2014	BROKENHEAD	RED SPRING WHEAT	AC BARRIE (BW 661)	Below	Minimum	Tolerance	
2014	BROKENHEAD	RED SPRING WHEAT	CARDALE (BW429)	Below	Minimum	Tolerance	
2014	BROKENHEAD	RED SPRING WHEAT	CDC ALSASK (BW301)	Below	Minimum	Tolerance	

Year	Risk Area / R.M.	Crop	Variety	Farms	Acres	Yield/acre (Metric)	Yield/acre (Imperial)
2014	BROKENHEAD	RED SPRING WHEAT	CDC VR MORRIS (BW423)	Below	Minimum	Tolerance	
2014	BROKENHEAD	RED SPRING WHEAT	NEEPAWA	Below	Minimum	Tolerance	
2014	BROKENHEAD	RED SPRING WHEAT	WASKADA (BW 357)	Below	Minimum	Tolerance	
2014	BROKENHEAD	RED SPRING WHEAT	WR859 CL (BW859)	Below	Minimum	Tolerance	
2014	BROKENHEAD	RED SPRING WHEAT	5604HR CL (BW 878)	Below	Minimum	Tolerance	
2015	BROKENHEAD	RED SPRING WHEAT	AAC BRANDON (BW 932)	Below	Minimum	Tolerance	
2015	BROKENHEAD	RED SPRING WHEAT	AC BARRIE (BW 661)	Below	Minimum	Tolerance	
2015	BROKENHEAD	RED SPRING WHEAT	CDC ALSASK (BW301)	Below	Minimum	Tolerance	
2015	BROKENHEAD	RED SPRING WHEAT	KANE (BW342)	Below	Minimum	Tolerance	
2015	BROKENHEAD	RED SPRING WHEAT	NO VAR	Below	Minimum	Tolerance	
2015	BROKENHEAD	RED SPRING WHEAT	5602HR (BW297)	Below	Minimum	Tolerance	
2016	BROKENHEAD	RED SPRING WHEAT	AC BARRIE (BW 661)	Below	Minimum	Tolerance	
2016	BROKENHEAD	RED SPRING WHEAT	AC DOMAIN (BW 148)	Below	Minimum	Tolerance	
2016	BROKENHEAD	RED SPRING WHEAT	CDC ALSASK (BW301)	Below	Minimum	Tolerance	

Year	Risk Area / R.M.	Crop	Variety	Farms	Acres	Yield/acre (Metric)	Yield/acre (Imperial)
2016	BROKENHEAD	RED SPRING WHEAT	CDC TITANIUM (PROVEN)	Below	Minimum	Tolerance	
2016	BROKENHEAD	RED SPRING WHEAT	KANE (BW342)	Below	Minimum	Tolerance	

Show entries

[First](#)
[Previous](#)
[Next](#)
[Last](#)

Copyright © 2021 Manitoba Agricultural Services Corporation. All rights reserved.





MMPP - Variety Yield Data Browser

Select Municipalities or MASC Risk Areas

Tip: Click or touch the 'X' (at right) in these tip balloons to hide them permanently. ✕


Tip: Click or touch the button below to select Municipalities or MASC Risk Areas. ✕

Tip: Click or touch in the select boxes (below) to select at least one item from each list. Click or touch the  icon ✕ to clear all selected items.


 

Select Crop(s)

Tip: If more than one crop is selected, the Yield Variety Data will be returned, but 'Top Varieties by Acres' and 'Top Varieties by Yield' charts won't be generated. ✕

Select Varieties

Select Year Range


 to

Search Summary

366 records returned

1,687 farm varieties grown on **373,718.5** acres

Average Yield

0.915 Tonnes (**33.6** Bushels) per acre

Summary includes aggregate data from 'below minimum tolerance' records

Variety Yield Data

'Below Minimum Tolerance' records contain data from fewer than 3 producers or 500 acres, marked as such to retain producer anonymity. Data from these records is included in the Search Summary totals.

Copy to Clipboard

Save as XLS

Showing 1 to 100 of 366 entries

First Previous Next Last

Search Summary

366 records returned

1,687 farm varieties grown on **373,718.5** acres

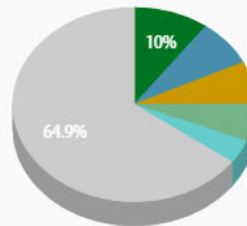
Average Yield

0.915 Tonnes (**33.6** Bushels) per acre

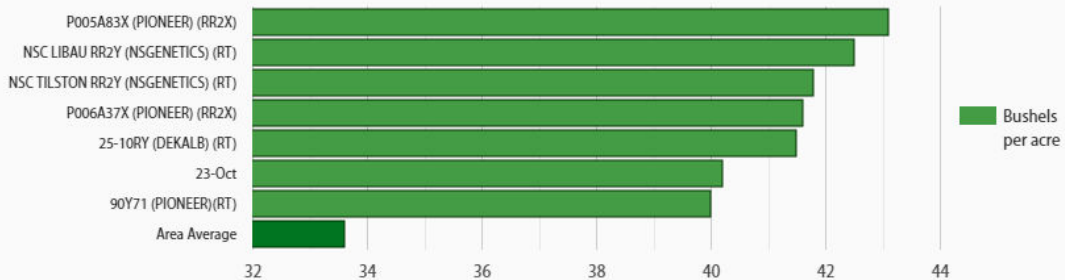
Summary includes aggregate data from 'below minimum tolerance' records

Top Varieties by Acres

- 24-10RY (DEKALB) (RT)
- OAC PRUDENCE (SECAN)[OAC 97-23]
- LS 003R24N (LEGEND) (RT)
- NO VAR
- LS 0036RR (LEGEND) [X0036RR] (RT)
- Other Varieties



Top Varieties by Yield



Year	Risk Area / R.M.	Crop	Variety	Farms	Acres	Yield/acre (Metric)	Yield/acre (Imperial)
2016	BROKENHEAD	SOYBEANS	25-10RY (DEKALB) (RT)	3	750.0	1.319 Tonnes	48.5 Bushels
2012	BROKENHEAD	SOYBEANS	NSC LIBAU RR2Y (NSGENETICS) (RT)	7	1,243.0	1.279 Tonnes	47.0 Bushels
2016	BROKENHEAD	SOYBEANS	900Y61 (PIONEER) (RT)	4	836.0	1.230 Tonnes	45.2 Bushels
2015	BROKENHEAD	SOYBEANS	25-10RY (DEKALB) (RT)	3	765.0	1.216 Tonnes	44.7 Bushels
2016	BROKENHEAD	SOYBEANS	24-10RY (DEKALB) (RT)	17	5,865.0	1.203 Tonnes	44.2 Bushels
2018	BROKENHEAD	SOYBEANS	S0009-M2 (SYNGENTA) (RT)	4	1,136.0	1.190 Tonnes	43.7 Bushels
2012	BROKENHEAD	SOYBEANS	25-10RY (DEKALB) (RT)	14	4,314.0	1.178 Tonnes	43.3 Bushels
2020	BROKENHEAD	SOYBEANS	P005A83X (PIONEER) (RR2X)	3	828.0	1.173 Tonnes	43.1 Bushels
2013	BROKENHEAD	SOYBEANS	LS 003R22 (LEGEND)(RT)	12	4,201.0	1.170 Tonnes	43.0 Bushels
2016	BROKENHEAD	SOYBEANS	P006T78R (PIONEER) (RT)	5	648.0	1.170 Tonnes	43.0 Bushels
2018	BROKENHEAD	SOYBEANS	LS MISTRAL (LEGEND SEEDS) (RT)	14	3,580.0	1.162 Tonnes	42.7 Bushels
2016	BROKENHEAD	SOYBEANS	23-60RY (DEKALB) (RT)	4	1,063.0	1.160 Tonnes	42.6 Bushels
2020	BROKENHEAD	SOYBEANS	24-10RY (DEKALB) (RT)	8	1,814.0	1.157 Tonnes	42.5 Bushels
2016	BROKENHEAD	SOYBEANS	LS 003R24N (LEGEND) (RT)	21	7,096.0	1.154 Tonnes	42.4 Bushels
2018	BROKENHEAD	SOYBEANS	LS SOLAIRE (LEGEND) MKZ715A1-COYNN (RT)	11	1,730.0	1.151 Tonnes	42.3 Bushels
2018	BROKENHEAD	SOYBEANS	24-10RY (DEKALB) (RT)	18	4,644.0	1.149 Tonnes	42.2 Bushels
2015	BROKENHEAD	SOYBEANS	LS 003R24N (LEGEND) (RT)	6	3,963.0	1.141 Tonnes	41.9 Bushels
2015	BROKENHEAD	SOYBEANS	900Y71 (PIONEER) (RT)	7	938.0	1.141 Tonnes	41.9 Bushels
2016	BROKENHEAD	SOYBEANS	NSC TILSTON RR2Y (NSGENETICS) (RT)	3	538.0	1.138 Tonnes	41.8 Bushels
2018	BROKENHEAD	SOYBEANS	S006-W5 (SYNGENTA) AR12010501 X2R00753	7	1,677.0	1.137 Tonnes	41.8 Bushels
2013	BROKENHEAD	SOYBEANS	TH 33003R2Y (THUNDER) (RT)	6	578.0	1.132 Tonnes	41.6 Bushels
2015	BROKENHEAD	SOYBEANS	LS 004R21 (LEGEND)(RT)	8	2,111.0	1.131 Tonnes	41.6 Bushels
2020	BROKENHEAD	SOYBEANS	P006A37X (PIONEER) (RR2X)	6	1,129.0	1.132 Tonnes	41.6 Bushels
2015	BROKENHEAD	SOYBEANS	PS 0035 NR2 (PRIDE) EXP00313R2 (RT)	12	1,518.0	1.128 Tonnes	41.4 Bushels
2018	BROKENHEAD	SOYBEANS	DKB005-52 (DEKALB) (RT)	18	3,321.0	1.126 Tonnes	41.4 Bushels

Year	Risk Area / R.M.	Crop	Variety	Farms	Acres	Yield/acre (Metric)	Yield/acre (Imperial)
2020	BROKENHEAD	SOYBEANS	LS SOLAIRE (LEGEND) MKZ715A1-COYNN (RT)	8	1,920.0	1.117 Tonnes	41.1 Bushels
2018	BROKENHEAD	SOYBEANS	LS 003R24N (LEGEND) (RT)	19	4,032.0	1.116 Tonnes	41.0 Bushels
2012	BROKENHEAD	SOYBEANS	LS 003R22 (LEGEND)(RT)	8	3,453.0	1.112 Tonnes	40.9 Bushels
2015	BROKENHEAD	SOYBEANS	GENTLEMAN (CEROM)	4	702.0	1.107 Tonnes	40.7 Bushels
2016	BROKENHEAD	SOYBEANS	NO VAR	4	1,451.0	1.109 Tonnes	40.7 Bushels
2015	BROKENHEAD	SOYBEANS	24-10RY (DEKALB) (RT)	21	3,520.0	1.103 Tonnes	40.5 Bushels
2015	BROKENHEAD	SOYBEANS	23-60RY (DEKALB) (RT)	12	2,314.0	1.100 Tonnes	40.4 Bushels
2015	BROKENHEAD	SOYBEANS	NO VAR	7	1,921.0	1.096 Tonnes	40.3 Bushels
2012	BROKENHEAD	SOYBEANS	23-Oct	6	1,378.0	1.094 Tonnes	40.2 Bushels
2013	BROKENHEAD	SOYBEANS	900Y71 (PIONEER) (RT)	14	3,495.0	1.094 Tonnes	40.2 Bushels
2018	BROKENHEAD	SOYBEANS	P007A90R (PIONEER) (RT)	7	1,731.0	1.094 Tonnes	40.2 Bushels
2020	BROKENHEAD	SOYBEANS	DKB005-52 (DEKALB) (RT)	5	1,378.0	1.093 Tonnes	40.1 Bushels
2020	BROKENHEAD	SOYBEANS	S007-Y4 (SYNGENTA) (RT)	10	2,262.0	1.091 Tonnes	40.1 Bushels
2012	BROKENHEAD	SOYBEANS	24-10RY (DEKALB) (RT)	10	1,534.0	1.090 Tonnes	40.0 Bushels
2015	BROKENHEAD	SOYBEANS	90Y71 (PIONEER)(RT)	3	729.0	1.088 Tonnes	40.0 Bushels
2012	BROKENHEAD	SOYBEANS	NSC BALMORAL RR2Y (NSGENETICS) (RT)	3	680.0	1.083 Tonnes	39.8 Bushels
2013	BROKENHEAD	SOYBEANS	25-10RY (DEKALB) (RT)	7	1,834.0	1.083 Tonnes	39.8 Bushels
2015	BROKENHEAD	SOYBEANS	LS 002R24N (LEGEND) MKZ612A2 (RT)	19	3,830.0	1.079 Tonnes	39.6 Bushels
2012	BROKENHEAD	SOYBEANS	HS 006RYS24 (HYLAND) (RT)	5	601.0	1.076 Tonnes	39.5 Bushels
2013	BROKENHEAD	SOYBEANS	TH 32004R2Y (THUNDER) (RT)	11	2,127.0	1.076 Tonnes	39.5 Bushels
2012	BROKENHEAD	SOYBEANS	RR ROSCO (HYLAND) PR31805RR (RT)	8	997.0	1.072 Tonnes	39.4 Bushels
2018	BROKENHEAD	SOYBEANS	S007-Y4 (SYNGENTA) (RT)	9	1,203.0	1.074 Tonnes	39.4 Bushels
2013	BROKENHEAD	SOYBEANS	LS 004R21 (LEGEND)(RT)	23	5,211.0	1.068 Tonnes	39.2 Bushels
2018	BROKENHEAD	SOYBEANS	TH ASTRO R2Y (THUNDER) 32006R2Y (RT)	3	647.0	1.066 Tonnes	39.2 Bushels
2013	BROKENHEAD	SOYBEANS	23-10RY (DEKALB) (RT)	10	2,721.0	1.060 Tonnes	39.0 Bushels

Year	Risk Area / R.M.	Crop	Variety	Farms	Acres	Yield/acre (Metric)	Yield/acre (Imperial)
2020	BROKENHEAD	SOYBEANS	LS 003R24N (LEGEND) (RT)	4	990.0	1.061 Tonnes	39.0 Bushels
2016	BROKENHEAD	SOYBEANS	NSC NIVERVILLE RR2Y (NSGENETICS) (RT)	4	518.0	1.060 Tonnes	38.9 Bushels
2012	BROKENHEAD	SOYBEANS	LS 004R21 (LEGEND)(RT)	16	2,802.0	1.055 Tonnes	38.8 Bushels
2013	BROKENHEAD	SOYBEANS	24-10RY (DEKALB) (RT)	26	5,272.0	1.057 Tonnes	38.8 Bushels
2015	BROKENHEAD	SOYBEANS	900Y61 (PIONEER) (RT)	4	1,027.0	1.050 Tonnes	38.6 Bushels
2016	BROKENHEAD	SOYBEANS	PS 0035 NR2 (PRIDE) EXP00313R2 (RT)	18	2,985.0	1.044 Tonnes	38.4 Bushels
2020	BROKENHEAD	SOYBEANS	LS 0036RR (LEGEND) X0036RR (RT)	4	1,743.0	1.045 Tonnes	38.4 Bushels
2020	BROKENHEAD	SOYBEANS	NO VAR	10	4,636.0	1.045 Tonnes	38.4 Bushels
2020	BROKENHEAD	SOYBEANS	PV 16S004 R2X (PROVEN) (RR2X)	6	555.0	1.041 Tonnes	38.3 Bushels
2013	BROKENHEAD	SOYBEANS	NSC ANOLA RR2Y (NSGENETICS) (RT)	5	577.0	1.037 Tonnes	38.1 Bushels
2018	BROKENHEAD	SOYBEANS	LS 0036RR (LEGEND) X0036RR (RT)	5	1,451.0	1.035 Tonnes	38.0 Bushels
2018	BROKENHEAD	SOYBEANS	NSC STARBUCK (NSGENETICS) (RR2X)	3	576.0	1.031 Tonnes	37.9 Bushels
2020	BROKENHEAD	SOYBEANS	S0009-M2 (SYNGENTA) (RT)	10	1,576.0	1.032 Tonnes	37.9 Bushels
2015	BROKENHEAD	SOYBEANS	OAC ERIN (SEVITA)	4	895.0	1.027 Tonnes	37.7 Bushels
2015	BROKENHEAD	SOYBEANS	LS NORTHWESTER (LEGEND) (RT)	7	671.0	1.023 Tonnes	37.6 Bushels
2016	BROKENHEAD	SOYBEANS	P008T70R (PIONEER) (RT)	11	1,664.0	1.021 Tonnes	37.5 Bushels
2017	BROKENHEAD	SOYBEANS	DKB005-52 (DEKALB) (RT)	3	909.0	1.019 Tonnes	37.4 Bushels
2016	BROKENHEAD	SOYBEANS	LS 005R24 (LEGEND) MKZ1112A1 (RT)	4	563.0	1.016 Tonnes	37.3 Bushels
2020	BROKENHEAD	SOYBEANS	LS MISTRAL (LEGEND SEEDS) (RT)	11	1,808.0	1.011 Tonnes	37.2 Bushels
2015	BROKENHEAD	SOYBEANS	NSC RICHER RR2Y (NSGENETICS) (RT)	4	589.0	1.010 Tonnes	37.1 Bushels
2012	BROKENHEAD	SOYBEANS	900Y71 (PIONEER) (RT)	16	2,811.0	0.997 Tonnes	36.7 Bushels
2015	BROKENHEAD	SOYBEANS	NSC GLADSTONE RR2Y (NSGENETICS) (RT)	11	1,682.0	0.990 Tonnes	36.4 Bushels
2012	BROKENHEAD	SOYBEANS	GENTLEMAN (CEROM)	4	599.0	0.985 Tonnes	36.2 Bushels
2010	BROKENHEAD	SOYBEANS	25-04R (DEKALB) (RT)	6	882.0	0.979 Tonnes	36.0 Bushels
2018	BROKENHEAD	SOYBEANS	NO VAR	10	4,388.0	0.980 Tonnes	36.0 Bushels
2013	BROKENHEAD	SOYBEANS	900Y61 (PIONEER) (RT)	8	1,579.0	0.973 Tonnes	35.7 Bushels

Year	Risk Area / R.M.	Crop	Variety	Farms	Acres	Yield/acre (Metric)	Yield/acre (Imperial)
2016	BROKENHEAD	SOYBEANS	LS 002R24N (LEGEND) MKZ612A2 (RT)	8	1,407.0	0.972 Tonnes	35.7 Bushels
2013	BROKENHEAD	SOYBEANS	OAC PRUDENCE (SECAN) OAC 97-23	14	4,622.0	0.967 Tonnes	35.5 Bushels
2012	BROKENHEAD	SOYBEANS	900Y61 (PIONEER) (RT)	7	896.0	0.959 Tonnes	35.3 Bushels
2017	BROKENHEAD	SOYBEANS	P008T70R (PIONEER) (RT)	4	759.0	0.959 Tonnes	35.2 Bushels
2014	BROKENHEAD	SOYBEANS	LS 003R22 (LEGEND)(RT)	4	3,512.0	0.950 Tonnes	34.9 Bushels
2016	BROKENHEAD	SOYBEANS	NSC RICHER RR2Y (NSGENETICS) (RT)	3	605.0	0.948 Tonnes	34.8 Bushels
2018	BROKENHEAD	SOYBEANS	P006T78R (PIONEER) (RT)	6	1,121.0	0.948 Tonnes	34.8 Bushels
2017	BROKENHEAD	SOYBEANS	24-10RY (DEKALB) (RT)	23	7,269.0	0.946 Tonnes	34.7 Bushels
2016	BROKENHEAD	SOYBEANS	TH 33003R2Y (THUNDER) (RT)	9	1,681.0	0.941 Tonnes	34.6 Bushels
2017	BROKENHEAD	SOYBEANS	TH 33003R2Y (THUNDER) (RT)	4	1,165.0	0.931 Tonnes	34.2 Bushels
2013	BROKENHEAD	SOYBEANS	NSC LIBAU RR2Y (NSGENETICS) (RT)	4	654.0	0.924 Tonnes	33.9 Bushels
2016	BROKENHEAD	SOYBEANS	NSC GLADSTONE RR2Y (NSGENETICS) (RT)	10	2,007.0	0.918 Tonnes	33.7 Bushels
2012	BROKENHEAD	SOYBEANS	OAC PRUDENCE (SECAN) OAC 97-23	14	4,083.0	0.907 Tonnes	33.3 Bushels
2014	BROKENHEAD	SOYBEANS	TH 32004R2Y (THUNDER) (RT)	4	1,065.0	0.900 Tonnes	33.1 Bushels
2017	BROKENHEAD	SOYBEANS	S0009-M2 (SYNGENTA) (RT)	4	869.0	0.901 Tonnes	33.1 Bushels
2017	BROKENHEAD	SOYBEANS	NO VAR	12	5,106.0	0.892 Tonnes	32.8 Bushels
2014	BROKENHEAD	SOYBEANS	24-10RY (DEKALB) (RT)	22	5,885.0	0.890 Tonnes	32.7 Bushels
2017	BROKENHEAD	SOYBEANS	LS 003R22 (LEGEND)(RT)	3	910.0	0.889 Tonnes	32.7 Bushels
2017	BROKENHEAD	SOYBEANS	LS 003R24N (LEGEND) (RT)	29	9,120.0	0.871 Tonnes	32.0 Bushels
2015	BROKENHEAD	SOYBEANS	OAC PRUDENCE (SECAN) OAC 97-23	13	3,689.0	0.845 Tonnes	31.1 Bushels
2017	BROKENHEAD	SOYBEANS	P006T46R (PIONEER) (RT)	14	2,864.0	0.841 Tonnes	30.9 Bushels
2010	BROKENHEAD	SOYBEANS	LS 0036RR (LEGEND) X0036RR (RT)	17	4,277.0	0.837 Tonnes	30.7 Bushels
2014	BROKENHEAD	SOYBEANS	23-60RY (DEKALB) (RT)	5	793.0	0.824 Tonnes	30.3 Bushels
2019	BROKENHEAD	SOYBEANS	LS MISTRAL (LEGEND SEEDS) (RT)	9	2,297.0	0.826 Tonnes	30.3 Bushels

Show entries[First](#)[Previous](#)[Next](#)[Last](#)

Copyright © 2021 Manitoba Agricultural Services Corporation. All rights reserved.