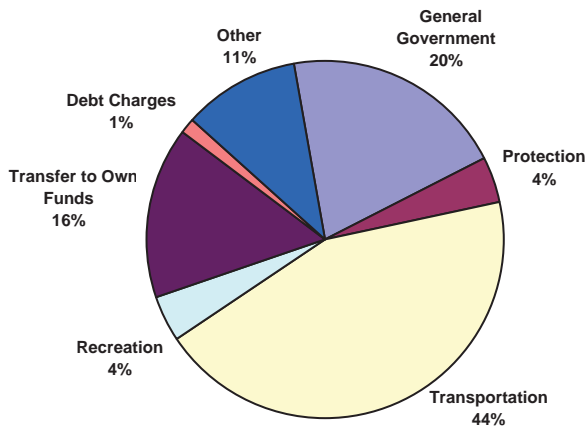


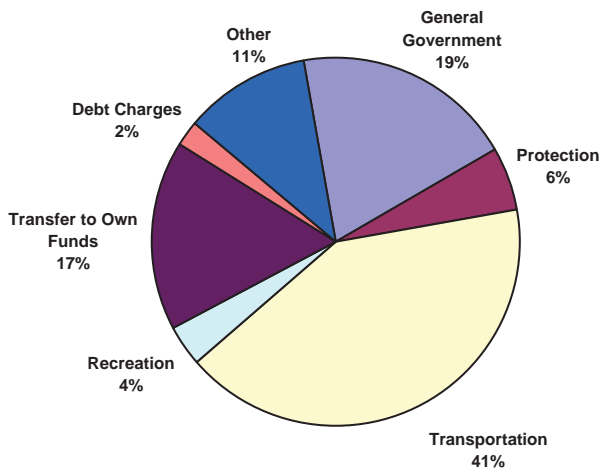
# 2004 MUNICIPAL EXPENDITURES BY MAJOR FUNCTION

## Rural Municipalities Populations under 1,000



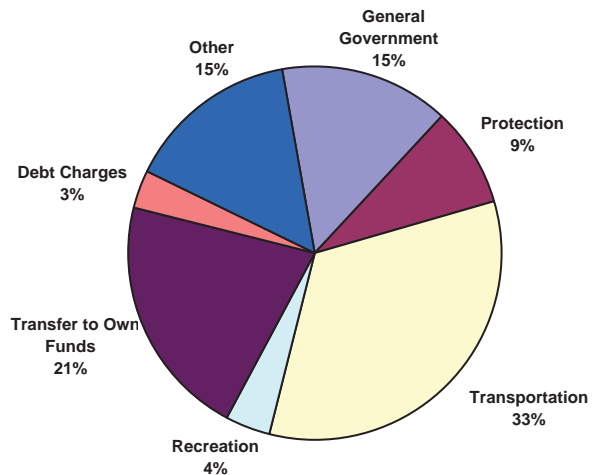
	Per Capita (\$)
General Government	250
Protection	51
Transportation	545
Recreation	51
Transfer to Own Funds	194
Debt Charges	15
Other	132
<b>Total</b>	<b>1,238</b>

## Rural Municipalities Populations 1,000 - 5,000



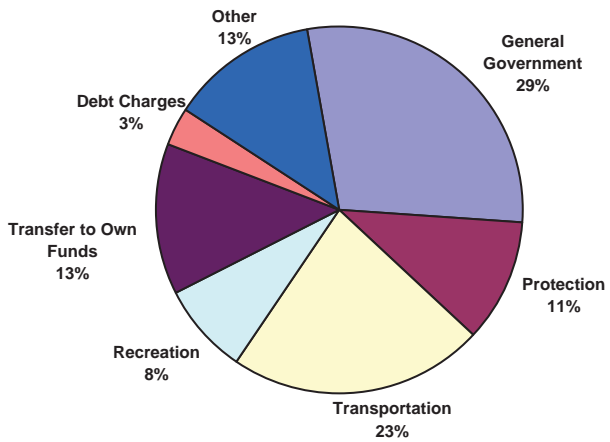
	Per Capita (\$)
General Government	148
Protection	44
Transportation	316
Recreation	28
Transfer to Own Funds	128
Debt Charges	18
Other	90
<b>Total</b>	<b>772</b>

## Rural Municipalities Populations over 5,000



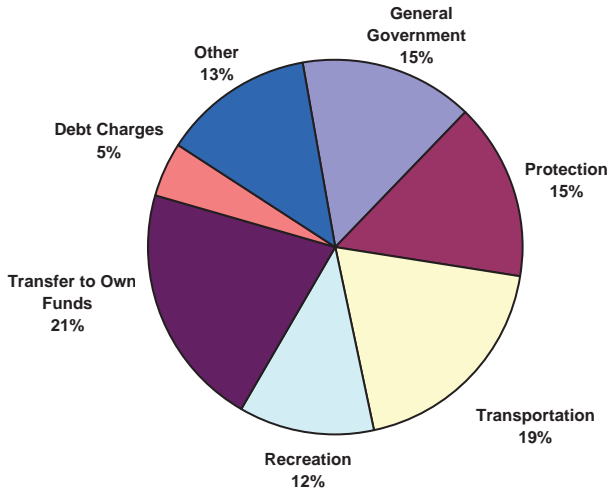
	Per Capita (\$)
General Government	96
Protection	57
Transportation	218
Recreation	26
Transfer to Own Funds	139
Debt Charges	22
Other	99
<b>Total</b>	<b>657</b>

**Urban Municipalities  
Populations under 1,000**



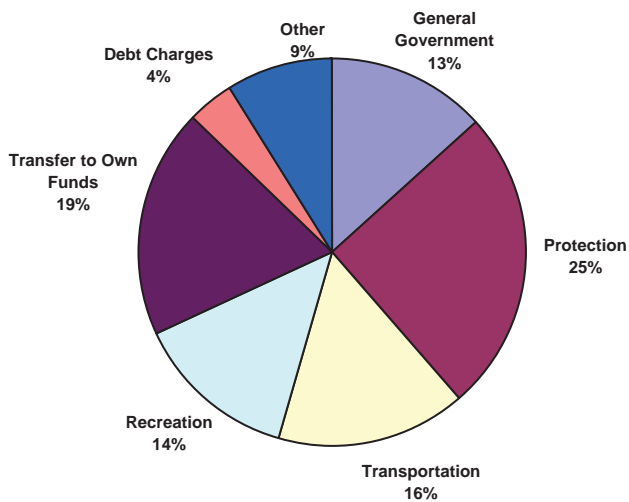
	Per Capita (\$)
General Government	298
Protection	109
Transportation	232
Recreation	76
Transfer to Own Funds	137
Debt Charges	34
Other	135
<b>Total</b>	<b>1,021</b>

**Urban Municipalities  
Populations 1,000 - 5,000**



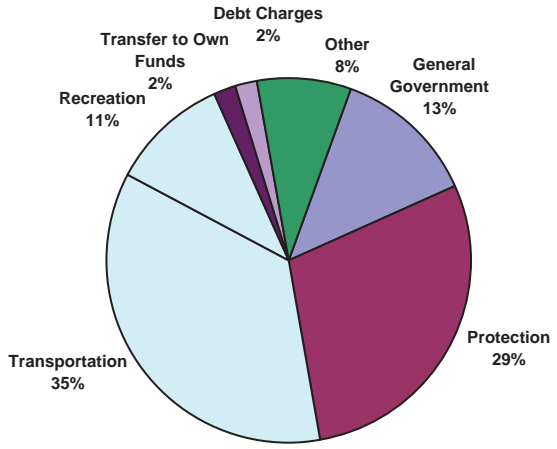
	Per Capita (\$)
General Government	168
Protection	163
Transportation	203
Recreation	126
Transfer to Own Funds	226
Debt Charges	51
Other	139
<b>Total</b>	<b>1,076</b>

**Urban Municipalities  
Populations over 5,000**



	Per Capita (\$)
General Government	147
Protection	284
Transportation	176
Recreation	151
Transfer to Own Funds	212
Debt Charges	43
Other	99
<b>Total</b>	<b>1,112</b>

**City of Winnipeg  
(including Transit)**



	Per Capita (\$)
General Government	178
Protection	404
Transportation	492
Recreation	150
Transfer to Own Funds	24
Debt Charges	27
Other	117
<b>Total</b>	<b>1,392</b>