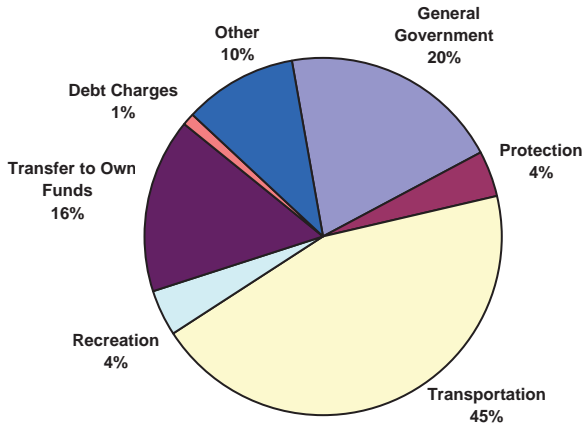


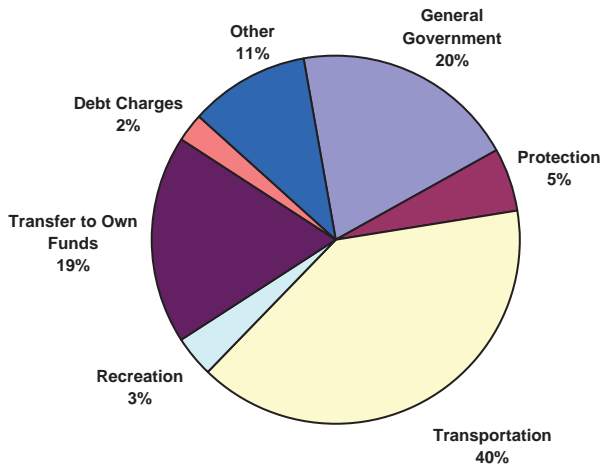
2003 MUNICIPAL EXPENDITURES BY MAJOR FUNCTION

Rural Municipalities Populations under 1,000



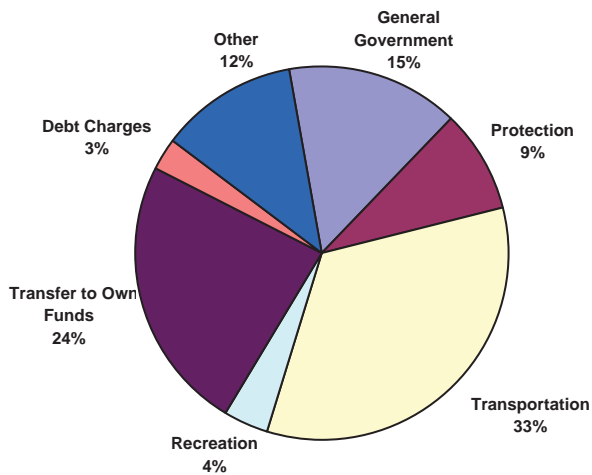
	Per Capita (\$)
General Government	244
Protection	53
Transportation	529
Recreation	50
Transfer to Own Funds	193
Debt Charges	15
Other	123
Total	1,207

Rural Municipalities Populations 1,000 - 5,000



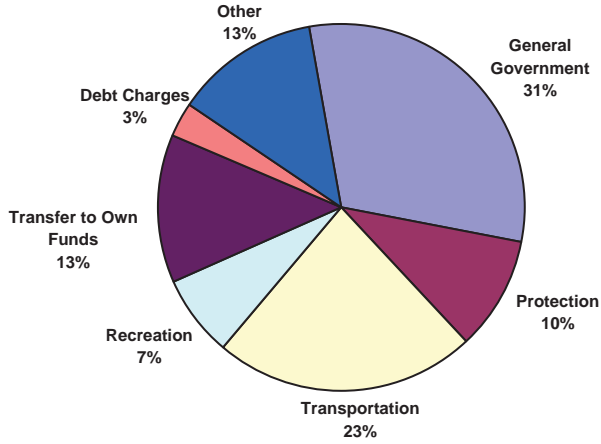
	Per Capita (\$)
General Government	148
Protection	40
Transportation	297
Recreation	26
Transfer to Own Funds	138
Debt Charges	18
Other	78
Total	745

Rural Municipalities Populations over 5,000



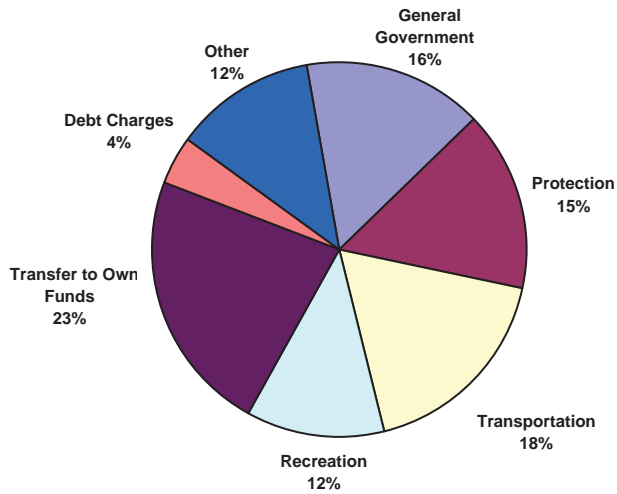
	Per Capita (\$)
General Government	90
Protection	52
Transportation	194
Recreation	23
Transfer to Own Funds	138
Debt Charges	16
Other	70
Total	583

Urban Municipalities Populations under 1,000



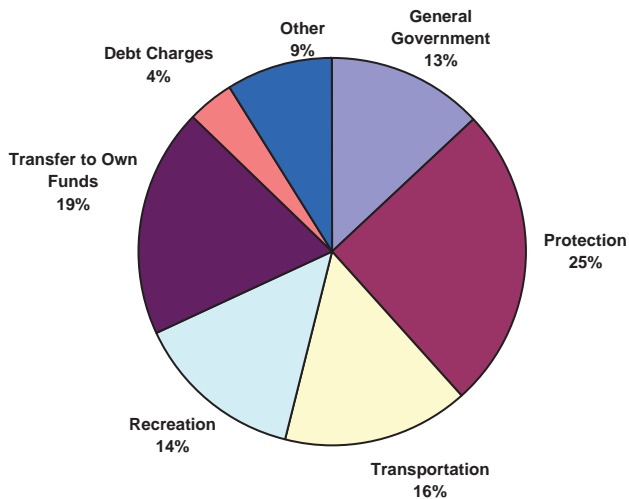
	Per Capita (\$)
General Government	297
Protection	101
Transportation	224
Recreation	69
Transfer to Own Funds	131
Debt Charges	33
Other	124
Total	979

Urban Municipalities Populations 1,000 - 5,000



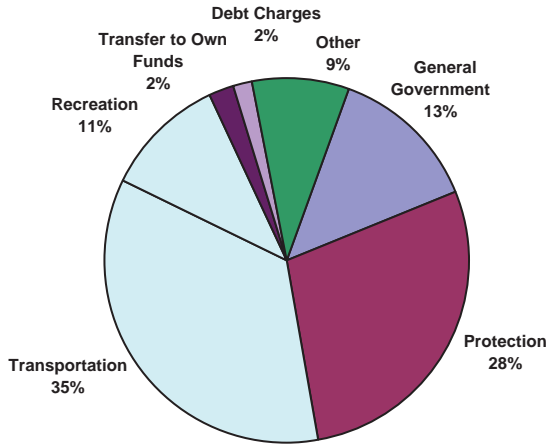
	Per Capita (\$)
General Government	167
Protection	163
Transportation	189
Recreation	129
Transfer to Own Funds	242
Debt Charges	43
Other	130
Total	1,063

Urban Municipalities Populations over 5,000



	Per Capita (\$)
General Government	137
Protection	268
Transportation	166
Recreation	149
Transfer to Own Funds	204
Debt Charges	40
Other	95
Total	1,059

**City of Winnipeg
(including Transit)**



	Per Capita (\$)
General Government	182
Protection	385
Transportation	477
Recreation	147
Transfer to Own Funds	29
Debt Charges	26
Other	116
Total	1,362