

MANITOBA MARKETS

Hog Prices



January 7, 2025

[Click here for definitions of how data is collected and calculated.](#)

Exchange rates (Friday close)

1 US \$ = C \$1.4442

1 EURO = C \$1.4870

1 Yen = C \$0.00919

[Data source: Bank of Canada](#)

[Click to view the interactive hog dashboards for current and historical charts.](#)

Manitoba Weighted Average Carcass Prices (including premiums and discounts)

All In Weights C\$/100 kg

Week	Week ending date	2025	2024	Change from Previous Week	Change from Previous Year
50	2024-12-13	236.03	199.13	-0.5%	18.5%
51	2024-12-20	240.57	193.91	1.9%	24.1%
52	2024-12-27	241.85	190.69	0.5%	26.8%
1	2025-01-03	223.56	192.01	-7.6%	16.4%
Four week average		235.50	193.94	-	21.4%

Source: Manitoba major processors.

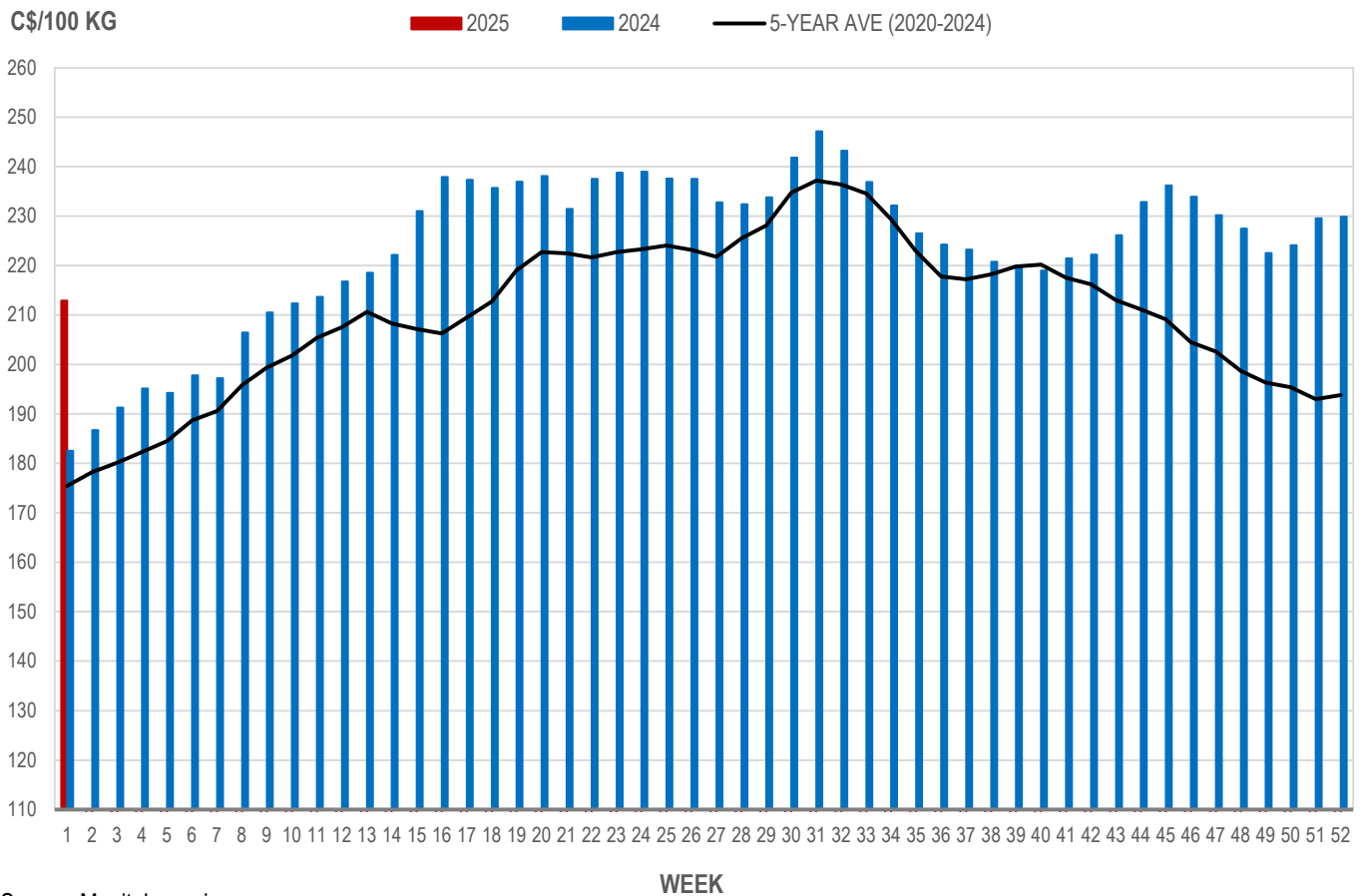


Index 100, C\$/100 kg

Week	Week ending date	2025	2024	Change from Previous Week	Change from Previous Year
50	2024-12-13	224.14	190.17	-0.5%	17.9%
51	2024-12-20	229.55	184.37	2.4%	24.5%
52	2024-12-27	229.87	182.37	0.1%	26.0%
1	2025-01-03	212.94	182.56	-7.4%	16.6%
Four week average		224.13	184.87	-	21.2%

Source: Manitoba major processors.

MANITOBA WEIGHTED AVERAGE INDEX 100 HOG PRICES WEEKLY



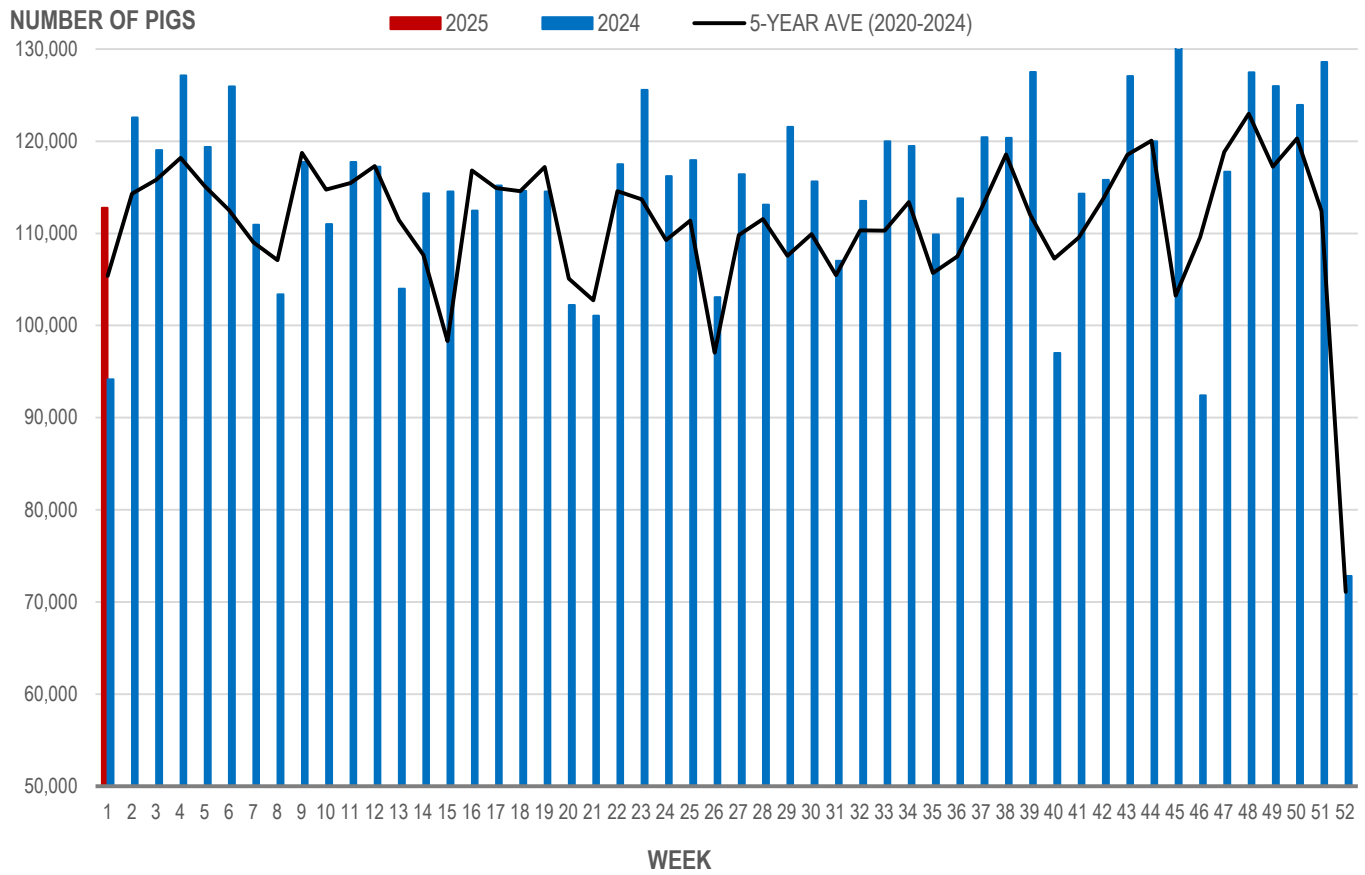
Source: Manitoba major processors

Number of Pigs Processed by Major Processors

Week	Week ending date	2025	2024	Change from Previous Week	Change from Previous Year
50	2024-12-13	123,937	128,428	-11.7%	-3.5%
51	2024-12-20	128,604	118,950	3.8%	8.1%
52	2024-12-27	72,809	80,331	-43.4%	-9.4%
1	2025-01-03	112,761	94,153	54.9%	19.8%
Four week average		109,528	105,466	-	3.9%

Source: Manitoba major processors.

NUMBER OF PIGS PROCESSED BY MAJOR PROCESSORS WEEKLY



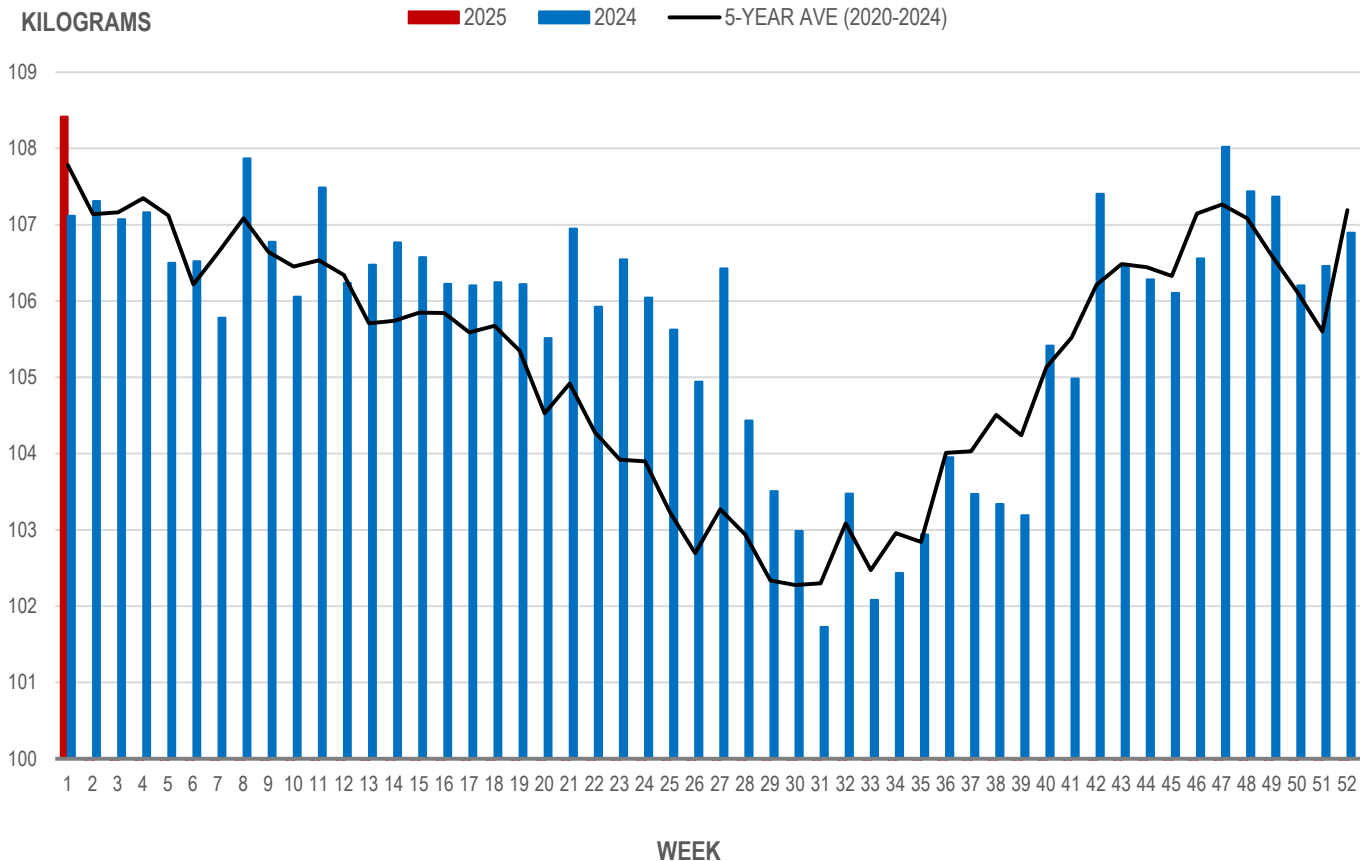
Source: Manitoba major processors

Average Weight of Hogs Processed by Major Processors, Kg

Week	Week ending date	2025	2024	Change from Previous Week	Change from Previous Year
50	2024-12-13	106.21	105.68	-0.2%	-0.2%
51	2024-12-20	106.46	105.12	0.2%	0.2%
52	2024-12-27	106.90	107.36	0.4%	0.4%
1	2025-01-03	108.42	107.12	1.4%	1.4%
Four week average		107.00	106.32	-	0.5%

Source: Manitoba major processors.

AVERAGE WEIGHT OF HOGS PROCESSED BY MAJOR PROCESSORS WEEKLY



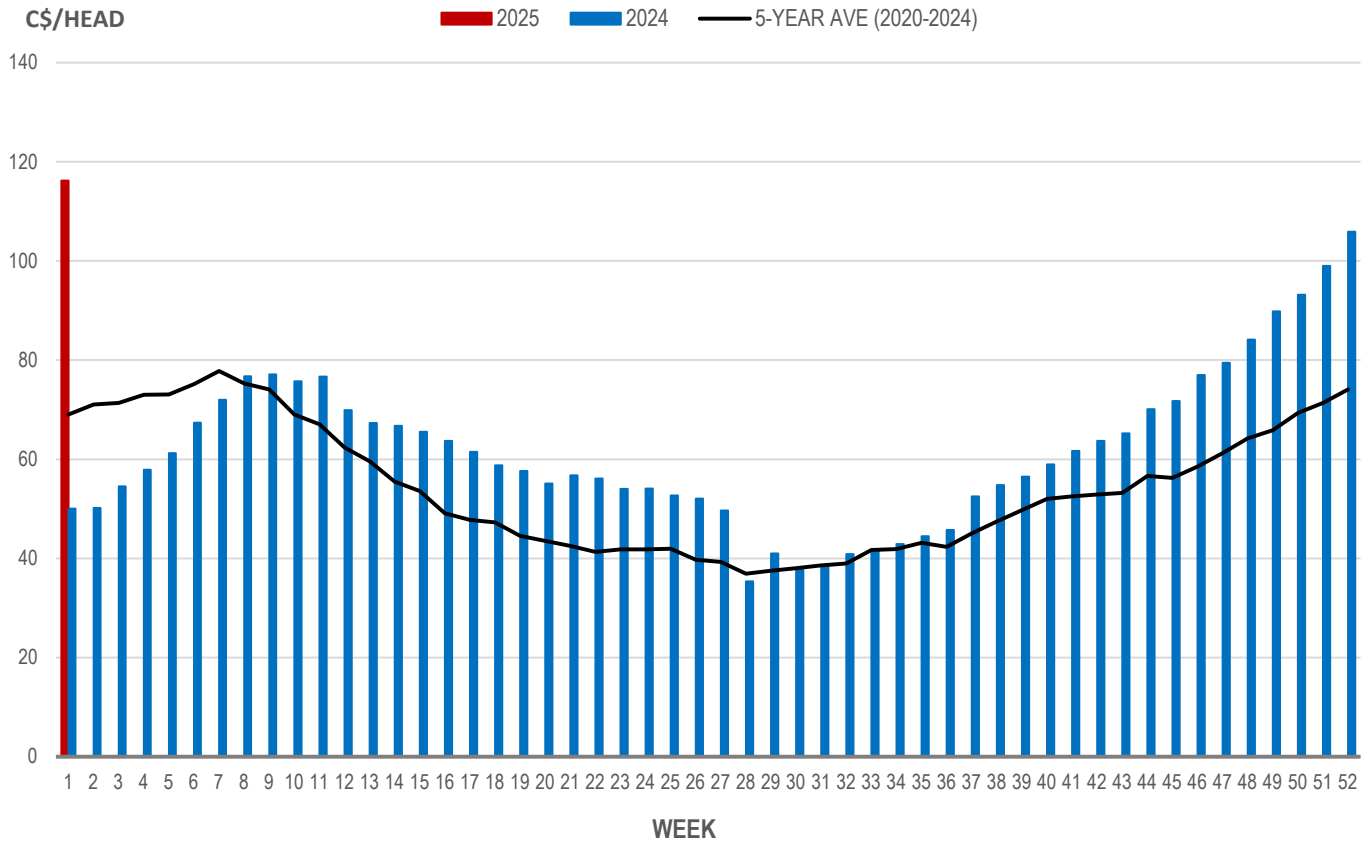
Source: Manitoba major processors

Weaning Pigs (U.S. Total Composite Weighted Average Price per Head)

	Formula and Cash Low, US\$/Head	Formula and Cash High, US\$/Head	Wtd Avg Price, US\$/Head	Wtd Avg Price, C\$/Head
Early Weaned (10-12 lb)	51.50	93.00	80.48	116.23
Feeder Pigs (40 lb)	88.00	103.00	95.33	137.68

Source: USDA, AMS

EARLY WEANED PIGS (U.S. TOTAL COMPOSITE WEIGHTED AVERAGE PRICE PER HEAD) WEEKLY



Source: USDA, AMS

Contact us

- www.manitoba.ca/agriculture/markets-and-statistics/
- Email us at industryintelligence@gov.mb.ca
- Follow us on X @MBGovAg

