

MANITOBA MARKETS

Hog Prices



December 24, 2024

[Click here for definitions of how data is collected and calculated.](#)

Exchange rates (Friday close)

1 US \$ = C \$1.4365

1 EURO = C \$1.4968

1 Yen = C \$0.00919

[Data source: Bank of Canada](#)

[Click to view the interactive hog dashboards for current and historical charts.](#)

Manitoba Weighted Average Carcass Prices (including premiums and discounts)

All In Weights C\$/100 kg

Week	Week ending date	2024	2023	Change from Previous Week	Change from Previous Year
48	2024-11-29	239.41	204.96	-0.6%	16.8%
49	2024-12-06	233.76	201.58	-2.4%	16.0%
50	2024-12-13	236.03	199.13	1.0%	18.5%
51	2024-12-20	240.57	193.91	1.9%	24.1%
Four week average		237.44	199.90	-	18.8%

Source: Manitoba major processors.

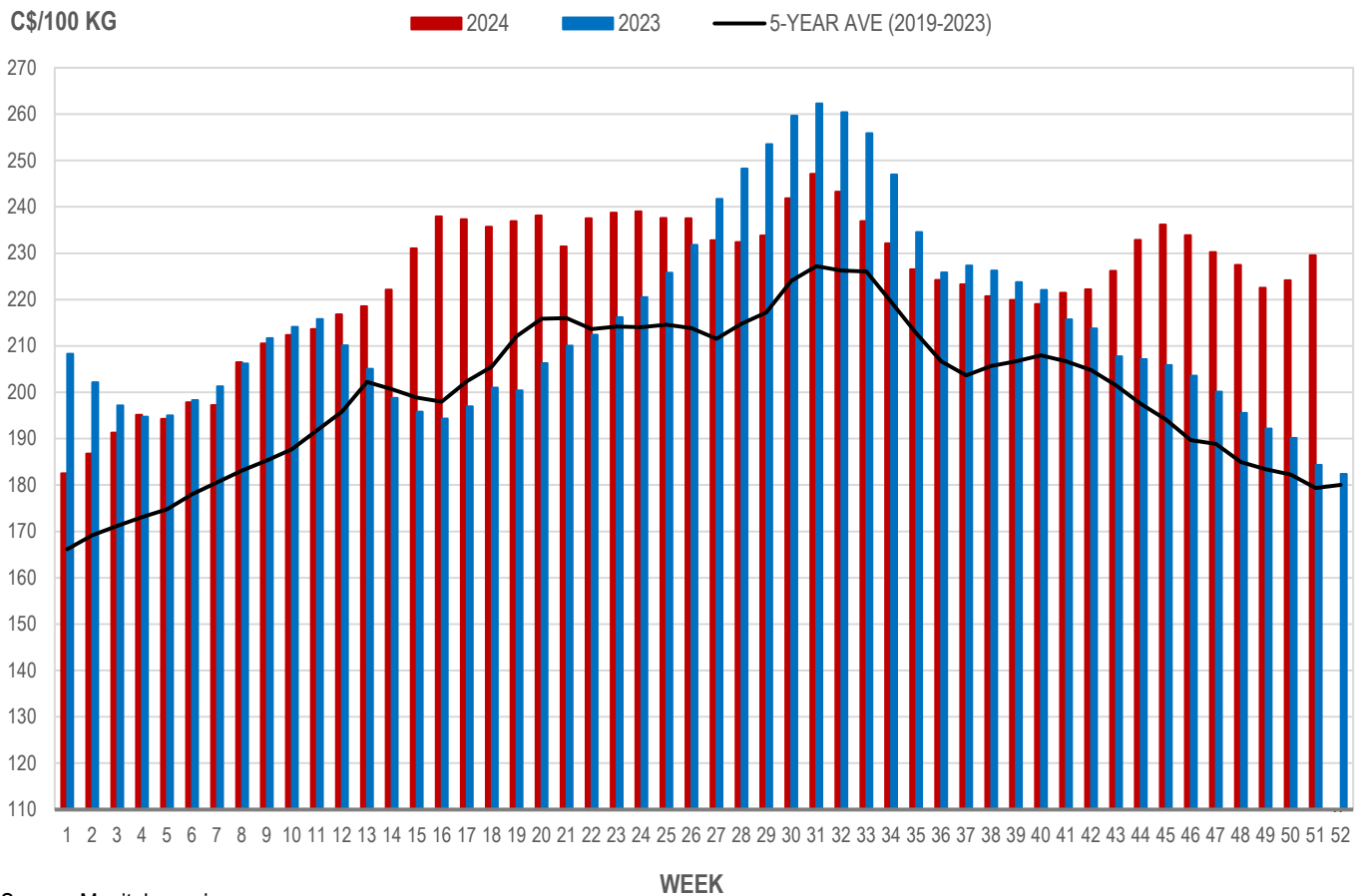


Index 100, C\$/100 kg

Week	Week ending date	2024	2023	Change from Previous Week	Change from Previous Year
48	2024-11-29	227.46	195.57	-1.2%	16.3%
49	2024-12-06	222.56	192.17	-2.2%	15.8%
50	2024-12-13	224.14	190.17	0.7%	17.9%
51	2024-12-20	229.55	184.37	2.4%	24.5%
Four week average		225.93	190.57	-	18.6%

Source: Manitoba major processors.

MANITOBA WEIGHTED AVERAGE INDEX 100 HOG PRICES WEEKLY



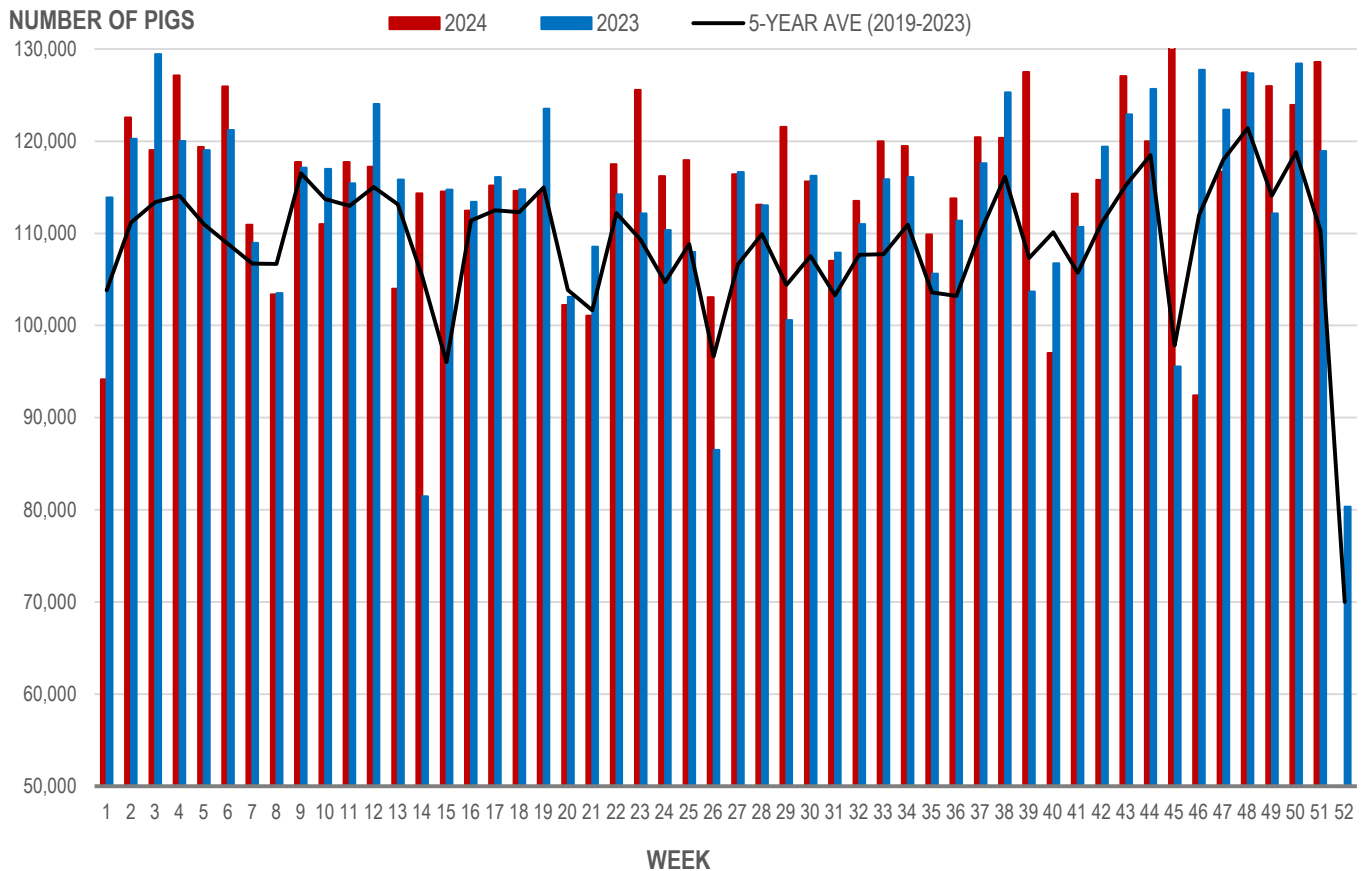
Source: Manitoba major processors

Number of Pigs Processed by Major Processors

Week	Week ending date	2024	2023	Change from Previous Week	Change from Previous Year
48	2024-11-29	127,494	127,362	9.3%	0.1%
49	2024-12-06	125,987	112,173	-1.2%	12.3%
50	2024-12-13	123,937	128,428	-1.6%	-3.5%
51	2024-12-20	128,604	118,950	3.8%	8.1%
Four week average		126,506	121,728	-	3.9%

Source: Manitoba major processors.

NUMBER OF PIGS PROCESSED BY MAJOR PROCESSORS WEEKLY



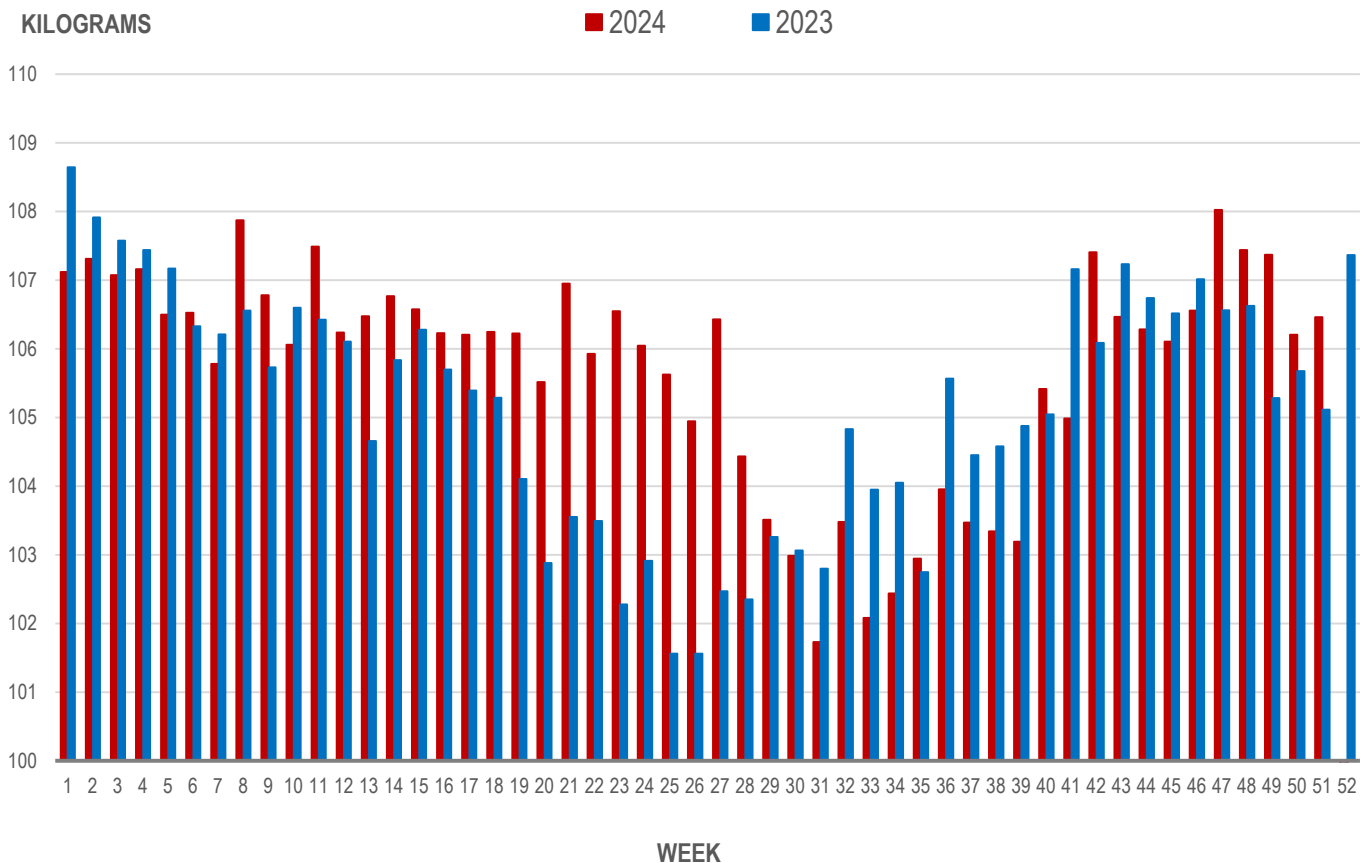
Source: Manitoba major processors

Average Weight of Hogs Processed by Major Processors, Kg

Week	Week ending date	2024	2023	Change from Previous Week	Change from Previous Year
48	2024-11-29	107.44	106.62	-0.5%	0.8%
49	2024-12-06	107.37	105.28	-0.1%	2.0%
50	2024-12-13	106.21	105.68	-1.1%	0.5%
51	2024-12-20	106.46	105.12	0.2%	1.3%
Four week average		106.87	105.67	-	1.1%

Source: Manitoba major processors.

AVERAGE WEIGHT OF HOGS PROCESSED BY MAJOR PROCESSORS WEEKLY



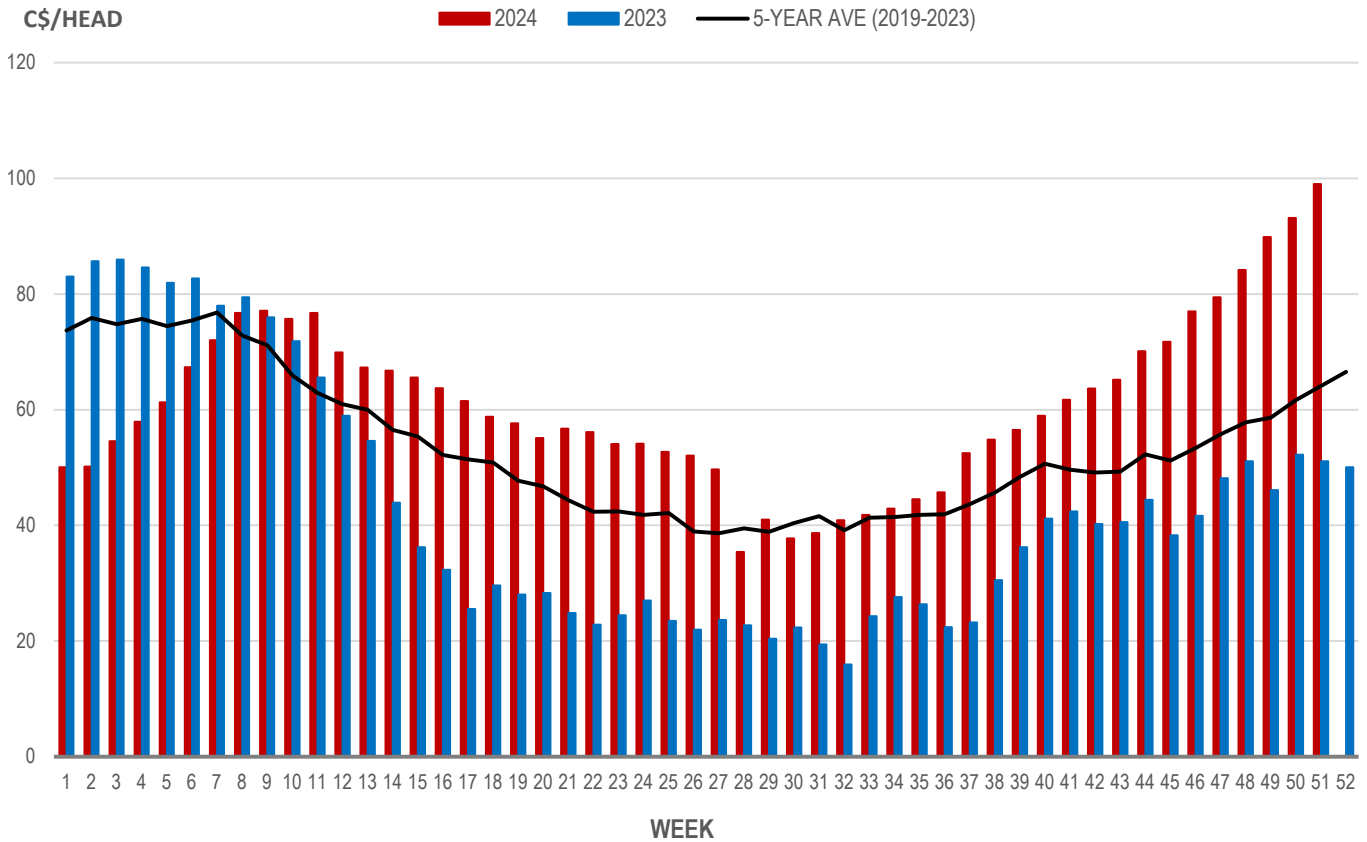
Source: Manitoba major processors

Weaning Pigs (U.S. Total Composite Weighted Average Price per Head)

	Formula and Cash Low, US\$/Head	Formula and Cash High, US\$/Head	Wtd Avg Price, US\$/Head	Wtd Avg Price, C\$/Head
Early Weaned (10-12 lb)	49.73	83.00	68.92	99.00
Feeder Pigs (40 lb)	79.00	96.00	88.03	126.46

Source: USDA, AMS

EARLY WEANED PIGS (U.S. TOTAL COMPOSITE WEIGHTED AVERAGE PRICE PER HEAD) WEEKLY



Source: USDA, AMS

Contact us

- www.manitoba.ca/agriculture/markets-and-statistics/
- Email us at industryintelligence@gov.mb.ca
- Follow us on X @MBGovAg

