

## MANITOBA MARKETS

# Hog Prices



October 29, 2024

[Click here for definitions of how data is collected and calculated.](#)

### Exchange rates (Friday close)

1 US \$ = C \$1.3872

1 EURO = C \$1.5003

1 Yen = C \$0.00912

[Data source: Bank of Canada](#)

[Click to view the interactive hog dashboards for current and historical charts.](#)

### Manitoba Weighted Average Carcass Prices (including premiums and discounts)

#### All In Weights C\$/100 kg

Week	Week ending date	2024	2023	Change from Previous Week	Change from Previous Year
40	2024-10-04	230.99	234.51	0.4%	-1.5%
41	2024-10-11	234.19	225.15	1.4%	4.0%
42	2024-10-18	232.29	224.85	-0.8%	3.3%
43	2024-10-25	238.39	218.17	2.6%	9.3%
<b>Four week average</b>		<b>233.96</b>	<b>225.67</b>	<b>-</b>	<b>3.7%</b>

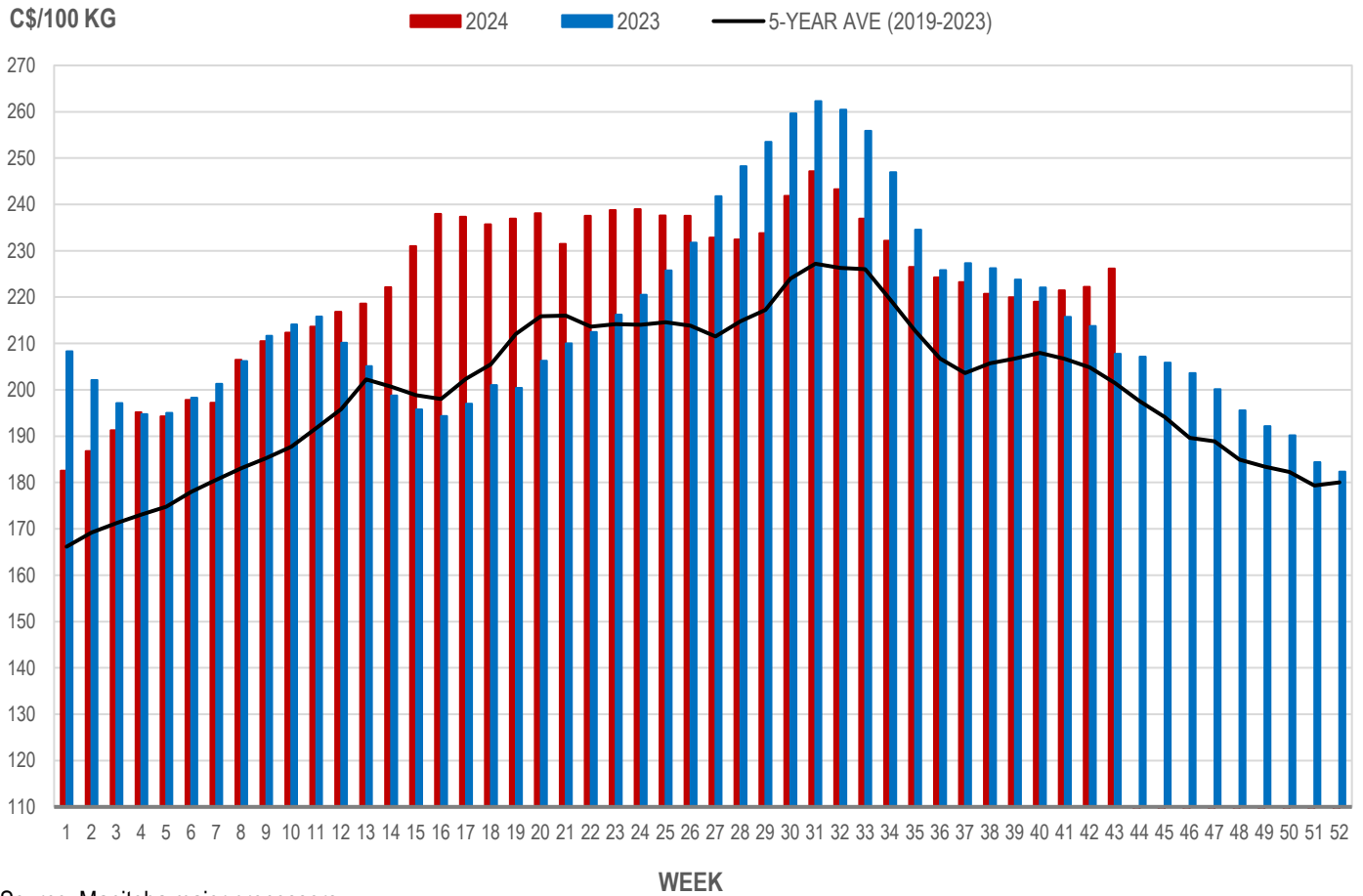
Source: Manitoba major processors.

# Index 100, C\$/100 kg

Week	Week ending date	2024	2023	Change from Previous Week	Change from Previous Year
40	2024-10-04	219.02	222.07	-0.4%	-1.4%
41	2024-10-11	221.49	215.75	1.1%	2.7%
42	2024-10-18	222.21	213.74	0.3%	4.0%
43	2024-10-25	226.17	207.78	1.8%	8.9%
<b>Four week average</b>		<b>222.22</b>	<b>214.84</b>	<b>-</b>	<b>3.4%</b>

Source: Manitoba major processors.

## MANITOBA WEIGHTED AVERAGE INDEX 100 HOG PRICES WEEKLY



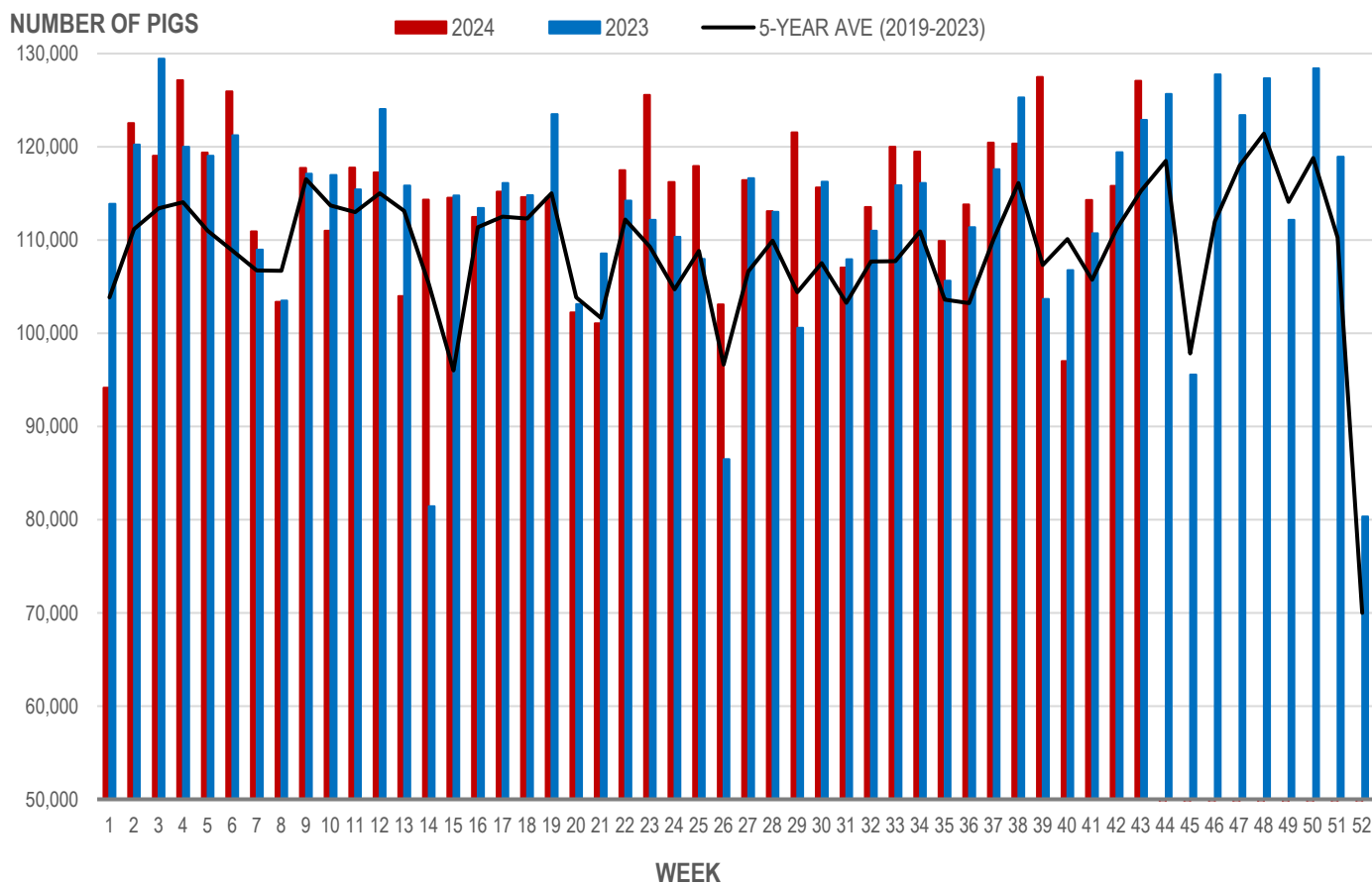
Source: Manitoba major processors

## Number of Pigs Processed by Major Processors

Week	Week ending date	2024	2023	Change from Previous Week	Change from Previous Year
40	2024-10-04	97,012	106,770	-23.9%	-9.1%
41	2024-10-11	114,297	110,707	17.8%	3.2%
42	2024-10-18	115,817	119,415	1.3%	-3.0%
43	2024-10-25	127,083	122,906	9.7%	3.4%
<b>Four week average</b>		<b>113,552</b>	<b>114,950</b>	<b>-</b>	<b>-1.2%</b>

Source: Manitoba major processors.

### NUMBER OF PIGS PROCESSED BY MAJOR PROCESSORS WEEKLY



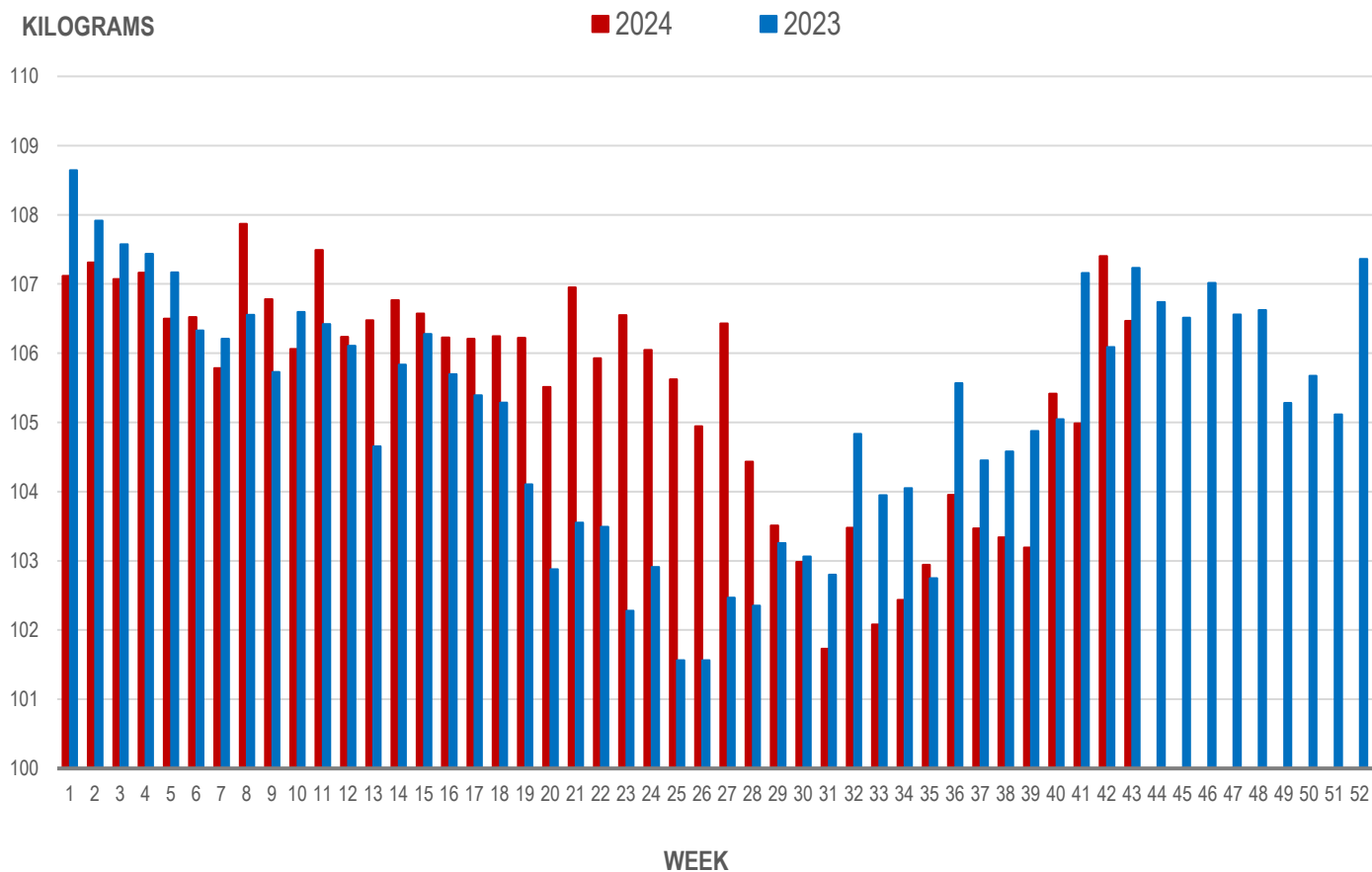
Source: Manitoba major processors

## Average Weight of Hogs Processed by Major Processors, Kg

Week	Week ending date	2024	2023	Change from Previous Week	Change from Previous Year
40	2024-10-04	105.42	105.05	2.2%	0.4%
41	2024-10-11	104.98	107.16	-0.4%	-2.0%
42	2024-10-18	107.40	106.09	2.3%	1.2%
43	2024-10-25	106.47	107.23	-0.9%	-0.7%
<b>Four week average</b>		<b>106.07</b>	<b>106.38</b>	<b>-</b>	<b>-0.3%</b>

Source: Manitoba major processors.

### AVERAGE WEIGHT OF HOGS PROCESSED BY MAJOR PROCESSORS WEEKLY



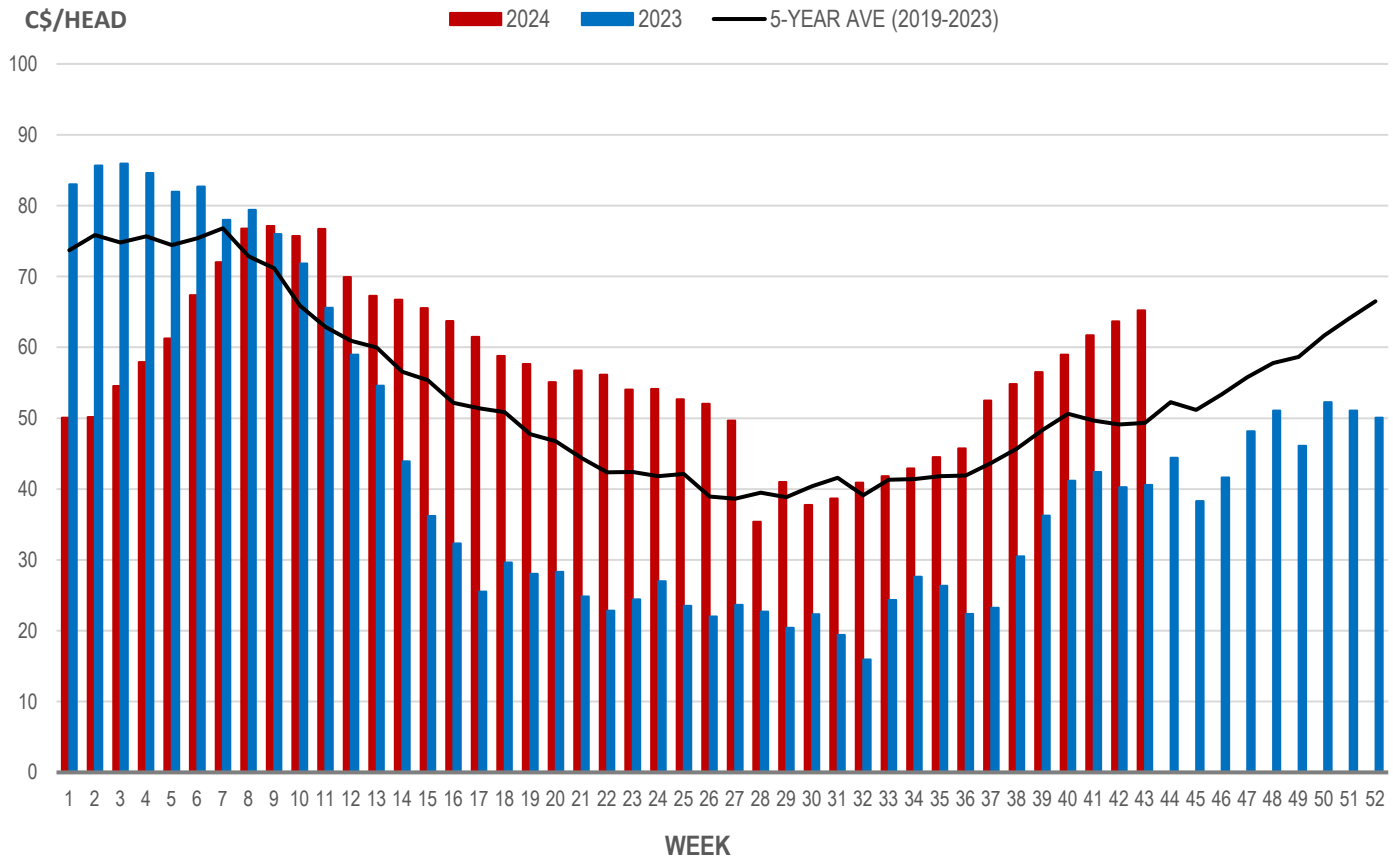
Source: Manitoba major processors

## Weaning Pigs (U.S. Total Composite Weighted Average Price per Head)

	Formula and Cash Low, US\$/Head	Formula and Cash High, US\$/Head	Wtd Avg Price, US\$/Head	Wtd Avg Price, C\$/Head
Early Weaned (10-12 lb)	36.00	56.75	47.00	65.20
Feeder Pigs (40 lb)	51.50	64.00	58.29	80.86

Source: USDA, AMS

### EARLY WEANED PIGS (U.S. TOTAL COMPOSITE WEIGHTED AVERAGE PRICE PER HEAD) WEEKLY



Source: USDA, AMS

### Contact us

- [www.manitoba.ca/agriculture/markets-and-statistics/](http://www.manitoba.ca/agriculture/markets-and-statistics/)
- Email us at [industryintelligence@gov.mb.ca](mailto:industryintelligence@gov.mb.ca)
- Follow us on X @MBGovAg

