

MANITOBA MARKETS

# Hog Prices



May 28, 2024

[Click here for definitions of how data is collected and calculated.](#)

## Exchange rates (Friday close)

1 US \$ = C \$1.3673

1 EURO = C \$1.4834

1 Yen = C \$0.00871

[Data source: Bank of Canada](#)

[Click to view the interactive hog dashboards for current and historical charts.](#)

## Manitoba Weighted Average Carcass Prices (including premiums and discounts)

### All In Weights C\$/100 kg

Week	Week ending date	2024	2023	Change from Previous Week	Change from Previous Year
18	2024-05-03	247.63	211.30	-0.7%	17.2%
19	2024-05-10	249.06	209.64	0.6%	18.8%
20	2024-05-17	251.16	217.25	0.8%	15.6%
21	2024-05-24	242.48	218.57	-3.5%	10.9%
<b>Four week average</b>		<b>247.58</b>	<b>214.19</b>	<b>-</b>	<b>15.6%</b>

Source: Manitoba major processors.

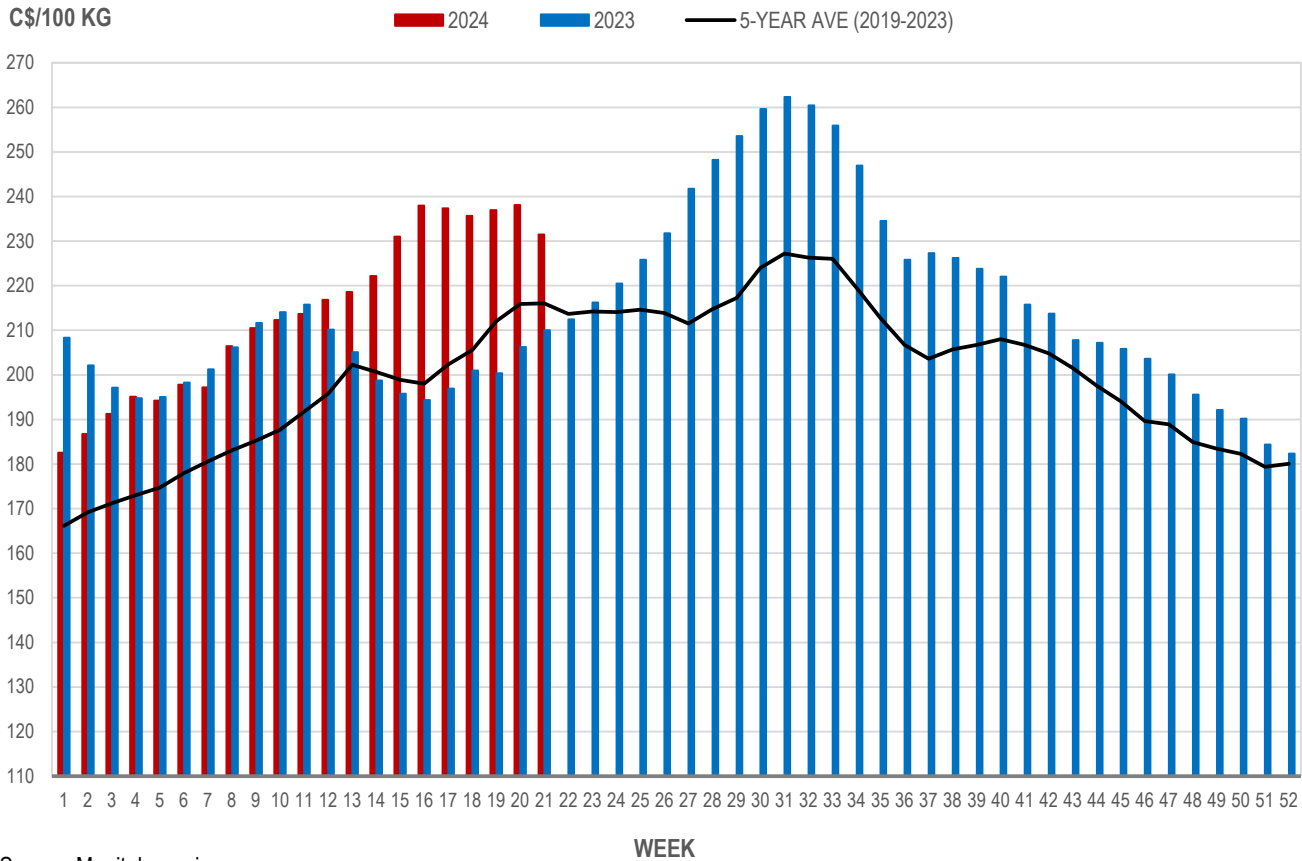


## Index 100, C\$/100 kg

Week	Week ending date	2024	2023	Change from Previous Week	Change from Previous Year
18	2024-05-03	235.70	201.01	-0.7%	17.3%
19	2024-05-10	236.94	200.41	0.5%	18.2%
20	2024-05-17	238.12	206.27	0.5%	15.4%
21	2024-05-24	231.47	210.05	-2.8%	10.2%
<b>Four week average</b>		<b>235.56</b>	<b>204.43</b>	<b>-</b>	<b>15.2%</b>

Source: Manitoba major processors.

### MANITOBA WEIGHTED AVERAGE INDEX 100 HOG PRICES WEEKLY



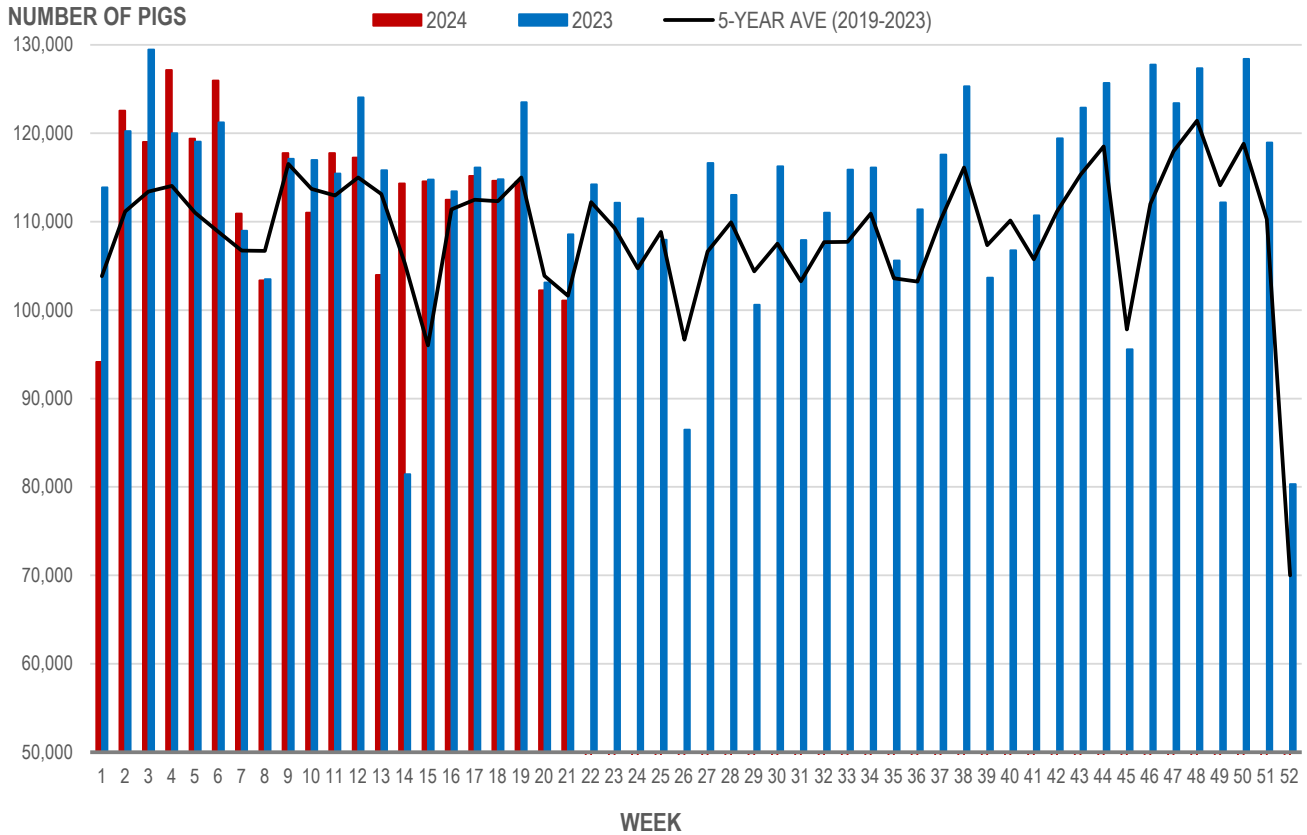
Source: Manitoba major processors

## Number of Pigs Processed by Major Processors

Week	Week ending date	2024	2023	Change from Previous Week	Change from Previous Year
18	2024-05-03	114,618	114,799	-0.5%	-0.2%
19	2024-05-10	114,537	123,524	-0.1%	-7.3%
20	2024-05-17	102,228	103,123	-10.7%	-0.9%
21	2024-05-24	101,075	108,566	-1.1%	-6.9%
<b>Four week average</b>		<b>108,115</b>	<b>112,503</b>	<b>-</b>	<b>-3.9%</b>

Source: Manitoba major processors.

### NUMBER OF PIGS PROCESSED BY MAJOR PROCESSORS WEEKLY



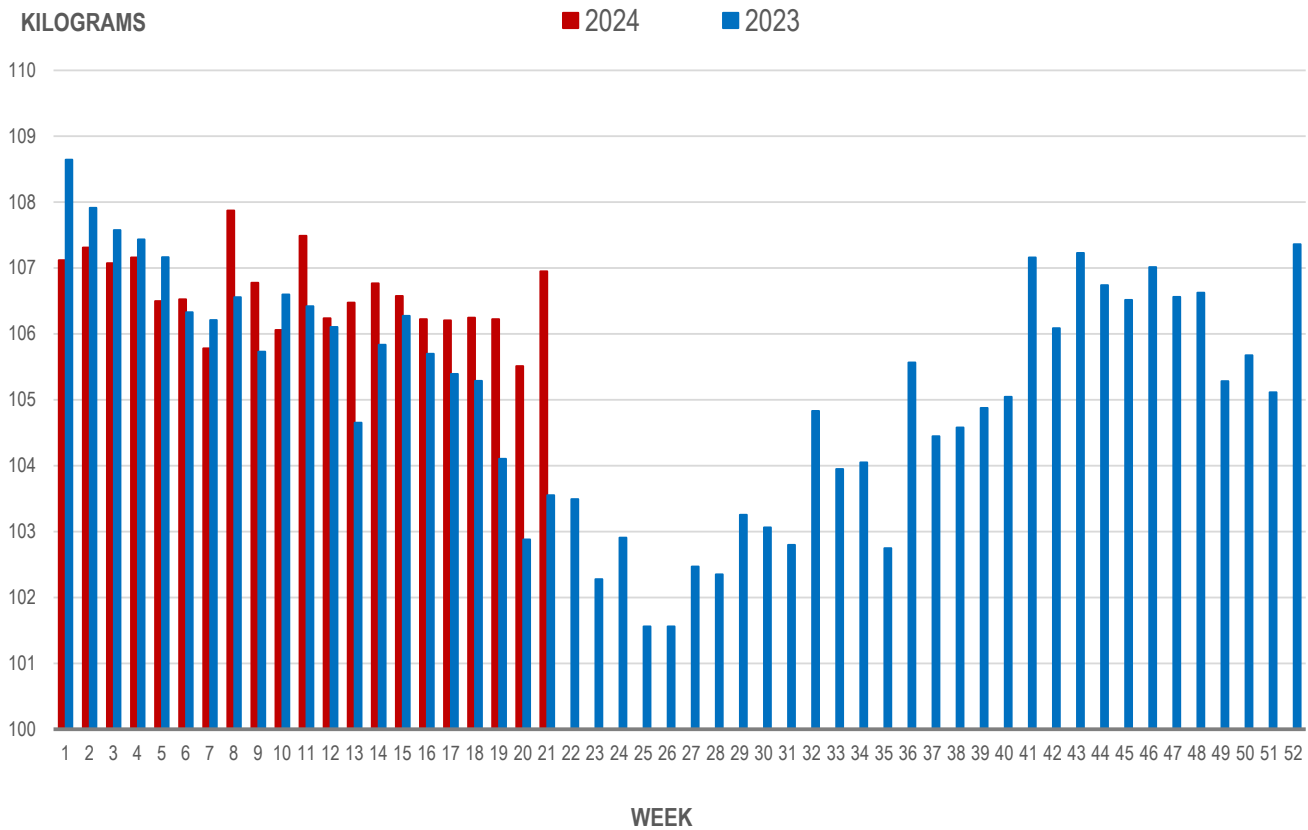
Source: Manitoba major processors

## Average Weight of Hogs Processed by Major Processors, Kg

Week	Week ending date	2024	2023	Change from Previous Week	Change from Previous Year
18	2024-05-03	106.25	105.29	0.0%	0.9%
19	2024-05-10	106.22	104.10	0.0%	2.0%
20	2024-05-17	105.51	102.88	-0.7%	2.6%
21	2024-05-24	106.95	103.55	1.4%	3.3%
<b>Four week average</b>		<b>106.23</b>	<b>103.96</b>	<b>-</b>	<b>2.2%</b>

Source: Manitoba major processors.

## AVERAGE WEIGHT OF HOGS PROCESSED BY MAJOR PROCESSORS WEEKLY



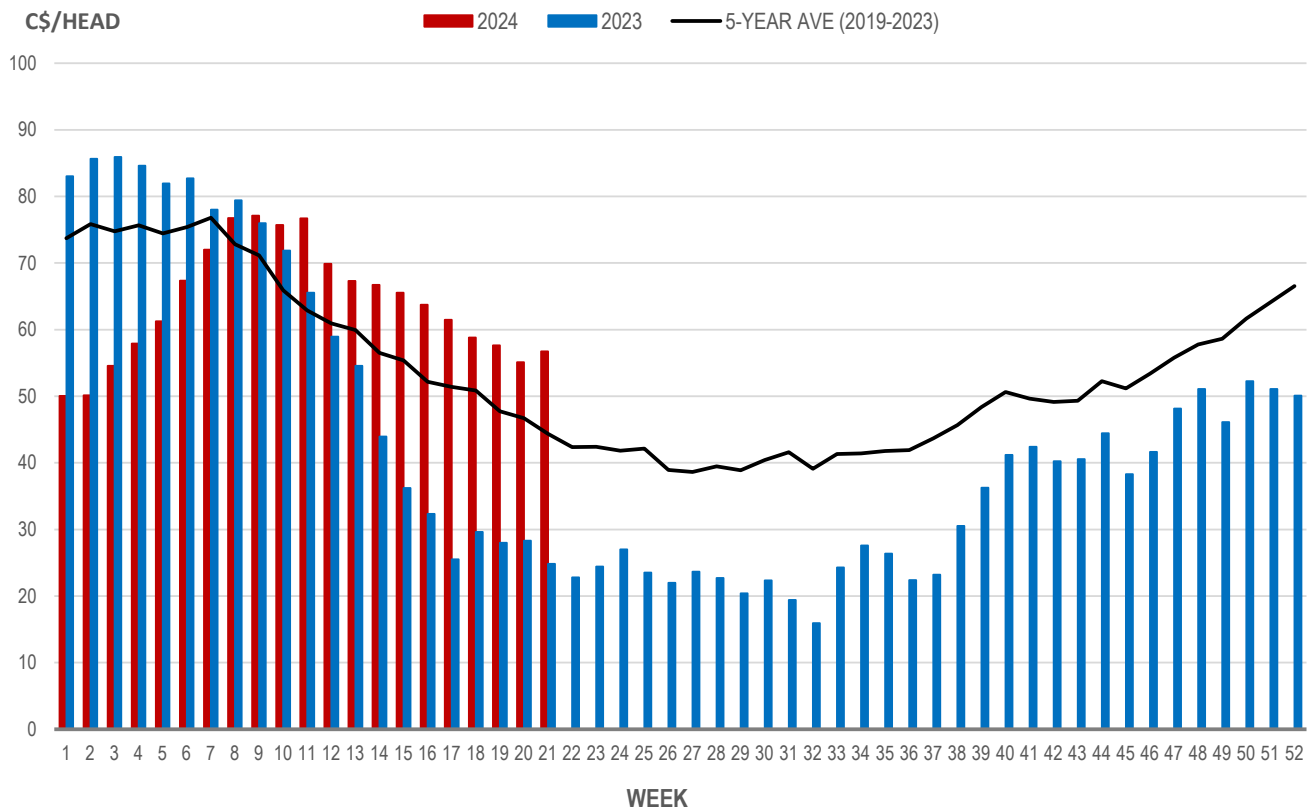
Source: Manitoba major processors

## Weaning Pigs (U.S. Total Composite Weighted Average Price per Head)

	Formula and Cash Low, US\$/Head	Formula and Cash High, US\$/Head	Wtd Avg Price, US\$/Head	Wtd Avg Price, C\$/Head
Early Weaned (10-12 lb)	31.00	54.80	41.50	56.74
Feeder Pigs (40 lb)	56.00	75.00	65.60	89.69

Source: USDA, AMS

### EARLY WEANED PIGS (U.S. TOTAL COMPOSITE WEIGHTED AVERAGE PRICE PER HEAD) WEEKLY



Source: USDA, AMS

### Contact us

- [www.manitoba.ca/agriculture/markets-and-statistics/](http://www.manitoba.ca/agriculture/markets-and-statistics/)
- Email us at [industryintelligence@gov.mb.ca](mailto:industryintelligence@gov.mb.ca)
- Follow us on X @MBGovAg

