

MANITOBA MARKETS

Hog Prices



May 7, 2024

[Click here for definitions of how data is collected and calculated.](#)

Exchange rates (Friday close)

1 US \$ = C \$1.3672

1 EURO = C \$1.4724

1 Yen = C \$0.00895

[Data source: Bank of Canada](#)

[Click to view the interactive hog dashboards for current and historical charts.](#)

Manitoba Weighted Average Carcass Prices (including premiums and discounts)

All In Weights C\$/100 kg

Week	Week ending date	2024	2023	Change from Previous Week	Change from Previous Year
15	2024-04-12	242.76	205.56	4.0%	18.1%
16	2024-04-19	250.32	203.79	3.1%	22.8%
17	2024-04-26	249.29	206.95	-0.4%	20.5%
18	2024-05-03	247.63	211.30	-0.7%	17.2%
Four week average		247.50	206.90	-	19.6%

Source: Manitoba major processors.

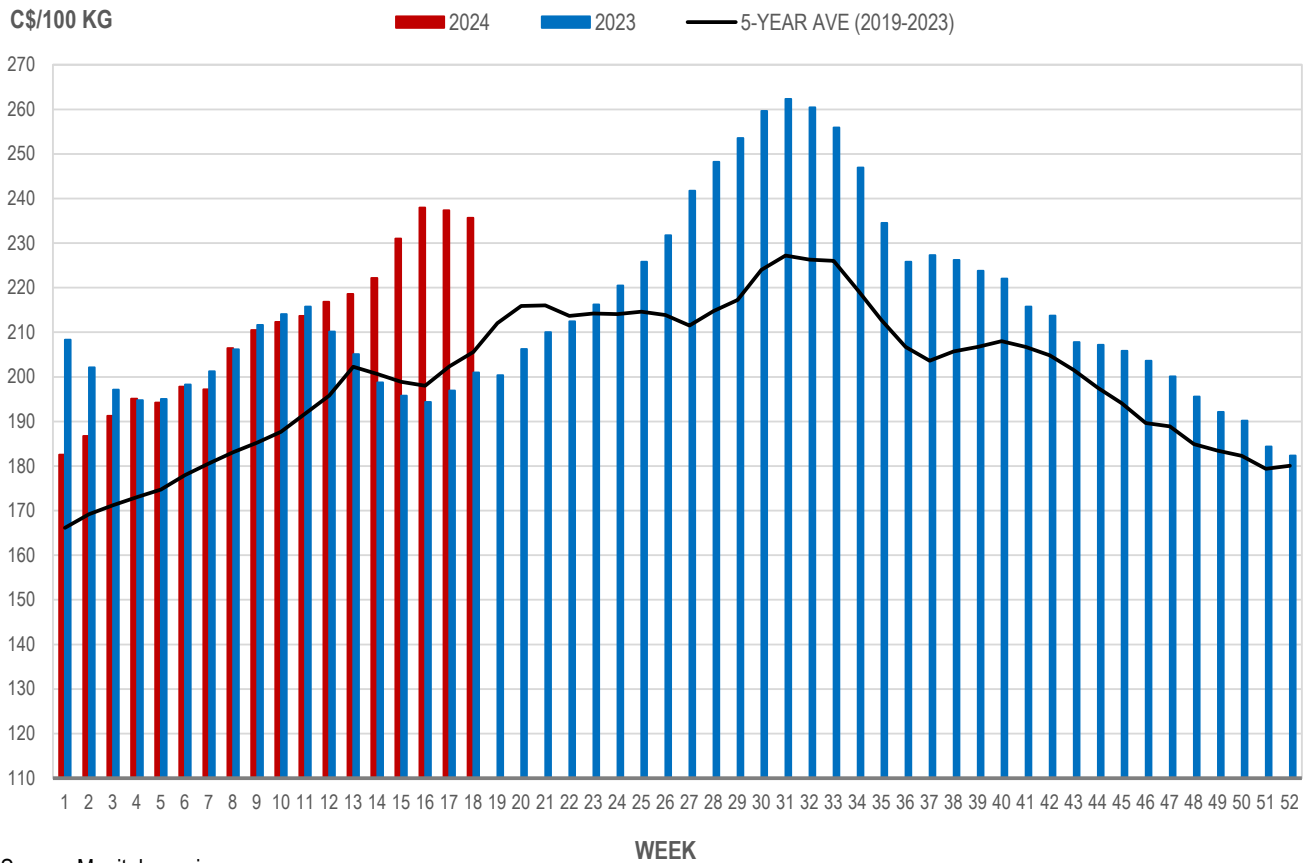


Index 100, C\$/100 kg

Week	Week ending date	2024	2023	Change from Previous Week	Change from Previous Year
15	2024-04-12	231.03	195.80	4.0%	18.0%
16	2024-04-19	237.94	194.34	3.0%	22.4%
17	2024-04-26	237.35	196.97	-0.2%	20.5%
18	2024-05-03	235.70	201.01	-0.7%	17.3%
Four week average		235.51	197.03	-	19.5%

Source: Manitoba major processors.

MANITOBA WEIGHTED AVERAGE INDEX 100 HOG PRICES WEEKLY



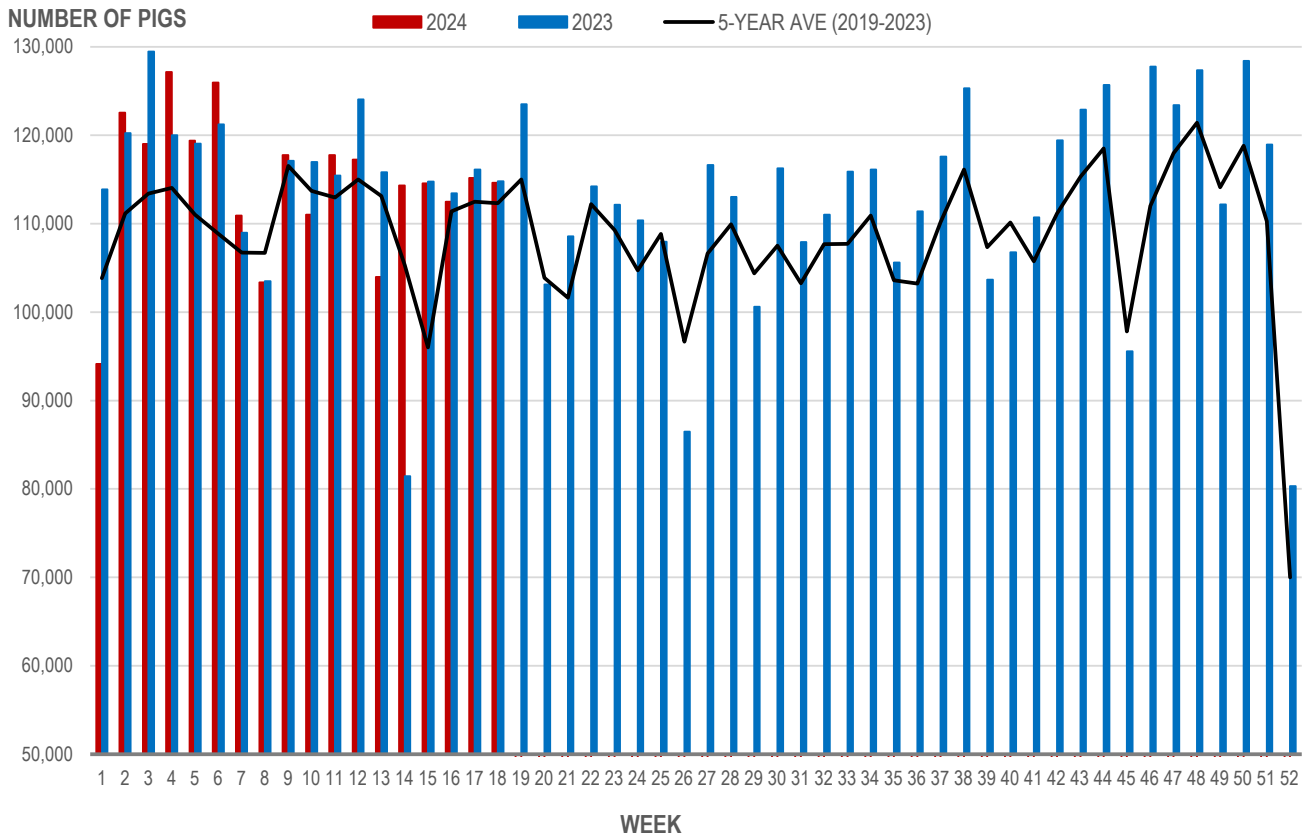
Source: Manitoba major processors

Number of Pigs Processed by Major Processors

Week	Week ending date	2024	2023	Change from Previous Week	Change from Previous Year
15	2024-04-12	114,544	114,766	0.2%	-0.2%
16	2024-04-19	112,478	113,440	-1.8%	-0.8%
17	2024-04-26	115,180	116,110	2.4%	-0.8%
18	2024-05-03	114,618	114,799	-0.5%	-0.2%
Four week average		114,205	114,779	-	-0.5%

Source: Manitoba major processors.

NUMBER OF PIGS PROCESSED BY MAJOR PROCESSORS WEEKLY



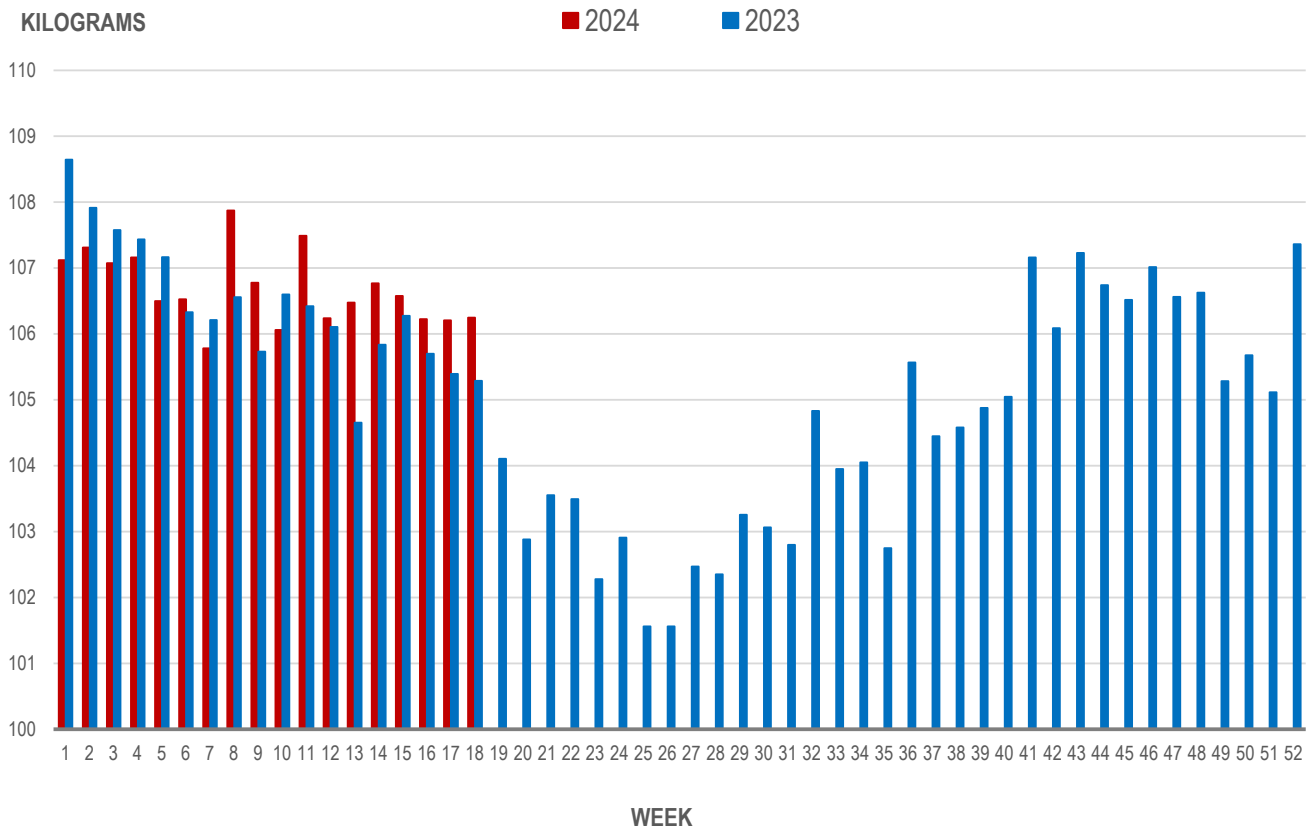
Source: Manitoba major processors

Average Weight of Hogs Processed by Major Processors, Kg

Week	Week ending date	2024	2023	Change from Previous Week	Change from Previous Year
15	2024-04-12	106.57	106.28	-0.2%	0.3%
16	2024-04-19	106.23	105.70	-0.3%	0.5%
17	2024-04-26	106.21	105.39	0.0%	0.8%
18	2024-05-03	106.25	105.29	0.0%	0.9%
Four week average		106.31	105.66	-	0.6%

Source: Manitoba major processors.

AVERAGE WEIGHT OF HOGS PROCESSED BY MAJOR PROCESSORS WEEKLY



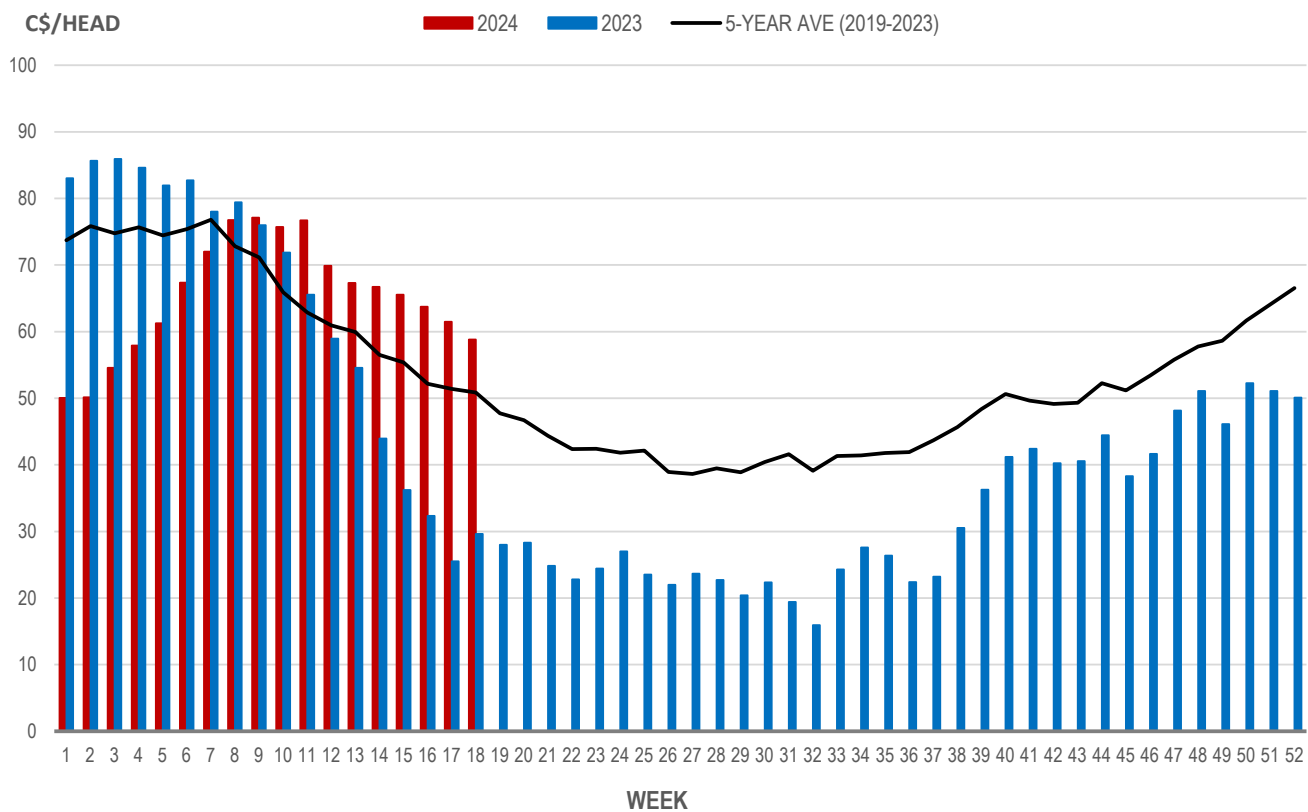
Source: Manitoba major processors

Weaning Pigs (U.S. Total Composite Weighted Average Price per Head)

	Formula and Cash Low, US\$/Head	Formula and Cash High, US\$/Head	Wtd Avg Price, US\$/Head	Wtd Avg Price, C\$/Head
Early Weaned (10-12 lb)	28.00	55.22	43.00	58.79
Feeder Pigs (40 lb)	72.00	87.00	79.02	108.04

Source: USDA, AMS

EARLY WEANED PIGS (U.S. TOTAL COMPOSITE WEIGHTED AVERAGE PRICE PER HEAD) WEEKLY



Source: USDA, AMS

Contact us

- www.manitoba.ca/agriculture/markets-and-statistics/
- Email us at industryintelligence@gov.mb.ca
- Follow us on X @MBGovAg

