

MANITOBA MARKETS

Hog Prices



September 5, 2023

[Click here for definitions of how data is collected and calculated.](#)

Exchange rates (Friday close)

1 US \$ = C \$1.3580

1 EURO = C \$1.4674

1 Yen = C \$0.00931

[Data source: Bank of Canada](#)

[Click to view the interactive hog dashboards for current and historical charts.](#)

Manitoba Weighted Average Carcass Prices (including premiums and discounts)

All In Weights C\$/100 kg

Week	Week ending date	2023	2022	Change from Previous Week	Change from Previous Year
32	2023-08-11	271.59	292.67	-1.8%	-7.2%
33	2023-08-18	268.75	294.89	-1.0%	-8.9%
34	2023-08-25	259.41	281.82	-3.5%	-8.0%
35	2023-09-01	247.07	270.38	-4.8%	-8.6%
Four week average		261.71	284.94	-	-8.2%

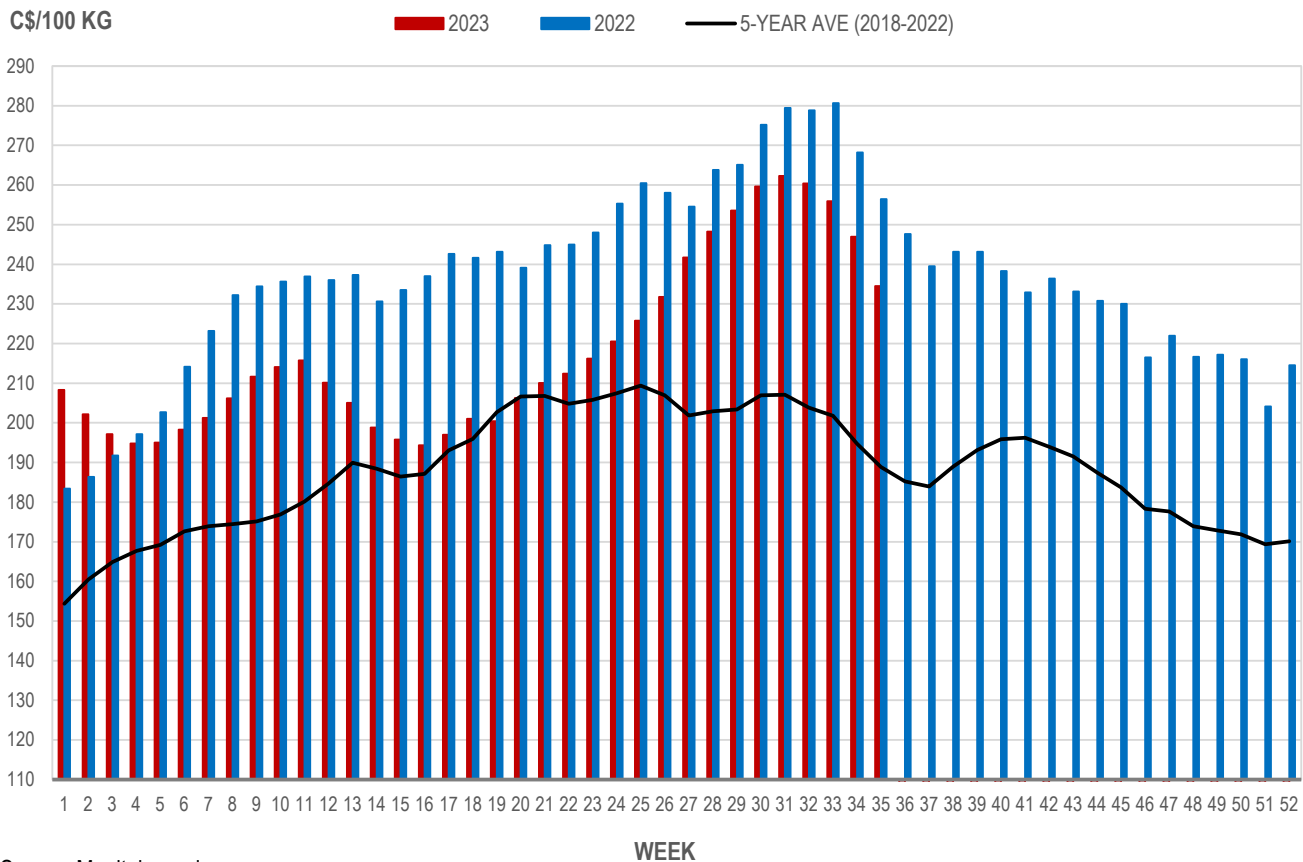
Source: Manitoba major processors.

Index 100, C\$/100 kg

Week	Week ending date	2023	2022	Change from Previous Week	Change from Previous Year
32	2023-08-11	260.43	278.83	-0.7%	-6.6%
33	2023-08-18	255.90	280.70	-1.7%	-8.8%
34	2023-08-25	246.95	268.18	-3.5%	-7.9%
35	2023-09-01	234.53	256.46	-5.0%	-8.5%
Four week average		249.45	271.04	-	-8.0%

Source: Manitoba major processors.

MANITOBA WEIGHTED AVERAGE INDEX 100 HOG PRICES WEEKLY



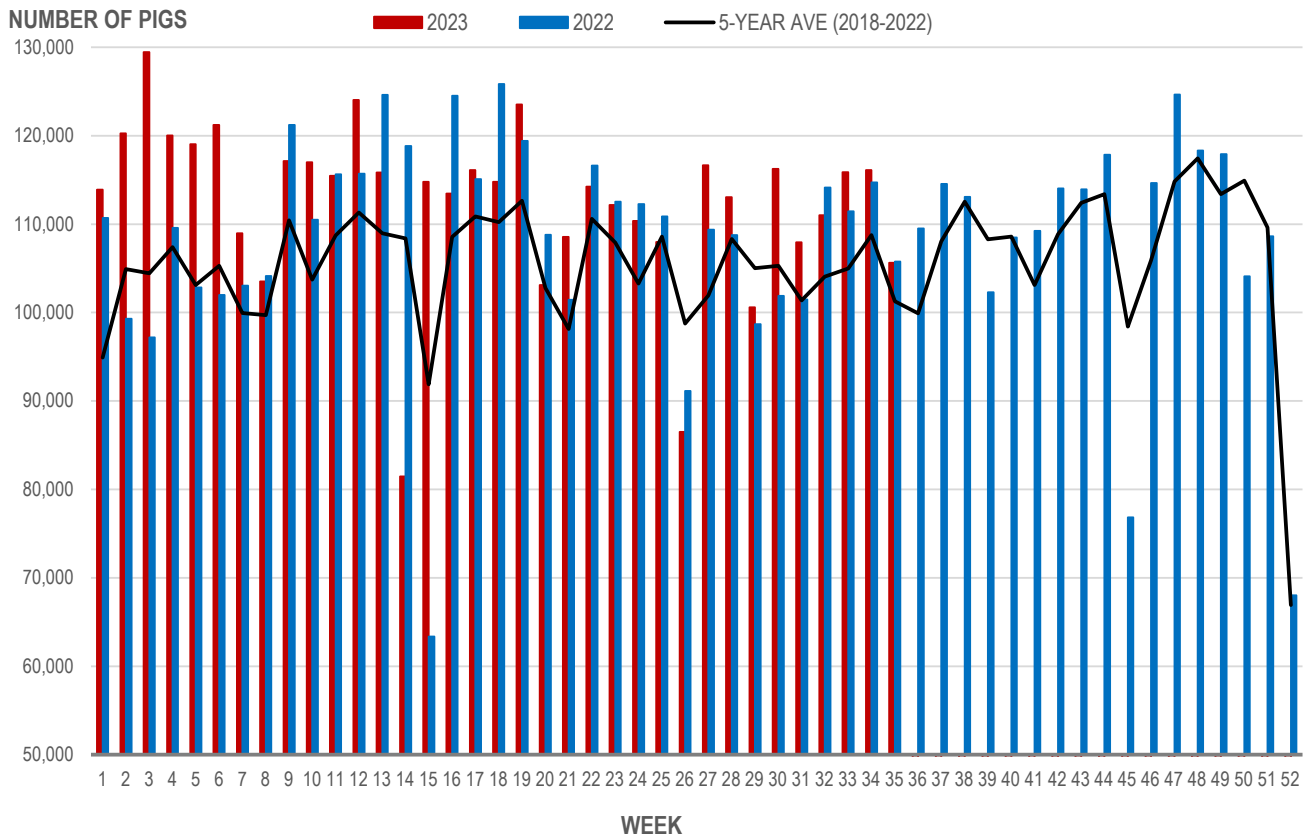
Source: Manitoba major processors

Number of Pigs Processed by Major Processors

Week	Week ending date	2023	2022	Change from Previous Week	Change from Previous Year
32	2023-08-11	111,014	114,119	2.9%	-2.7%
33	2023-08-18	115,879	111,453	4.4%	4.0%
34	2023-08-25	116,117	114,709	0.2%	1.2%
35	2023-09-01	105,619	105,750	-9.0%	-0.1%
Four week average		112,157	111,508	-	0.6%

Source: Manitoba major processors.

NUMBER OF PIGS PROCESSED BY MAJOR PROCESSORS WEEKLY



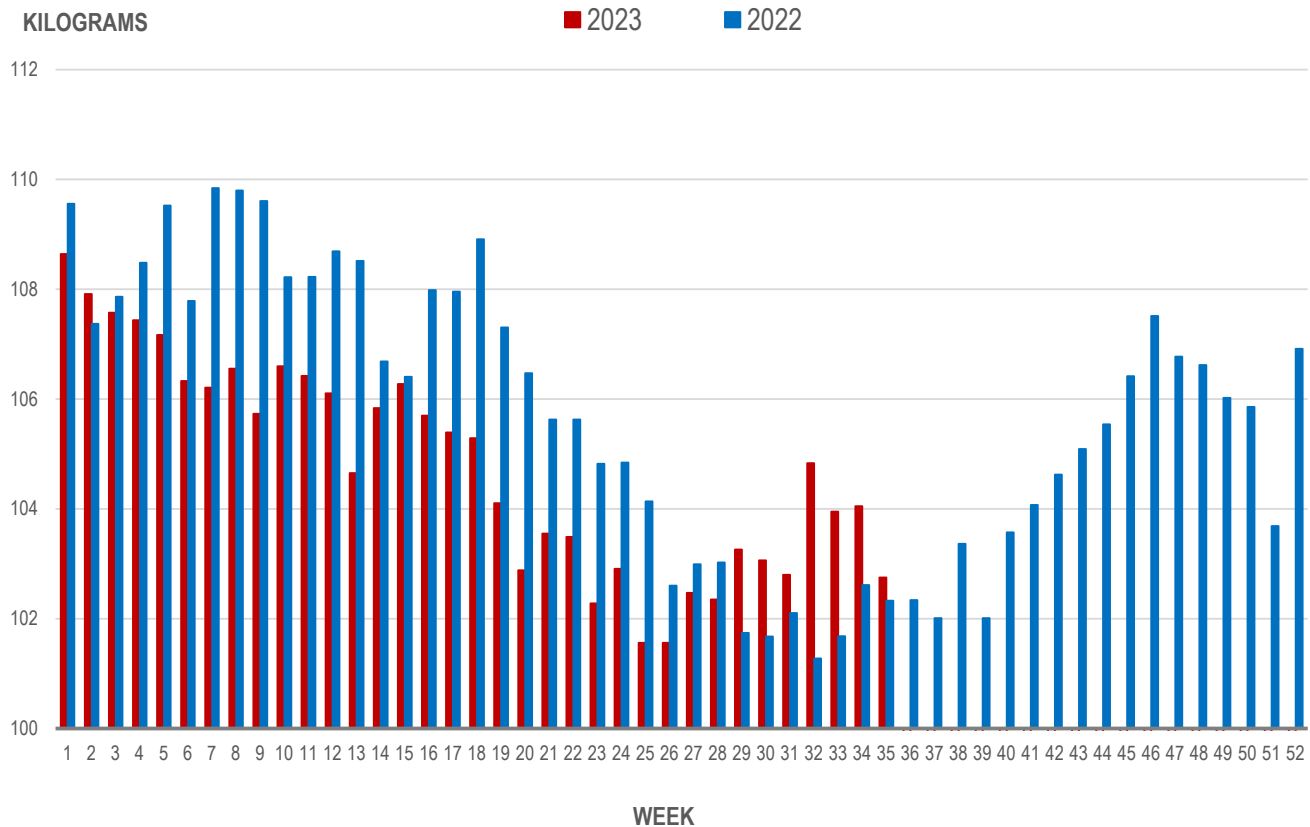
Source: Manitoba major processors

Average Weight of Hogs Processed by Major Processors, Kg

Week	Week ending date	2023	2022	Change from Previous Week	Change from Previous Year
32	2023-08-11	104.83	101.28	2.0%	3.5%
33	2023-08-18	103.95	101.68	-0.8%	2.2%
34	2023-08-25	104.05	102.62	0.1%	1.4%
35	2023-09-01	102.75	102.33	-1.3%	0.4%
Four week average		103.89	101.98	-	1.9%

Source: Manitoba major processors.

AVERAGE WEIGHT OF HOGS PROCESSED BY MAJOR PROCESSORS WEEKLY



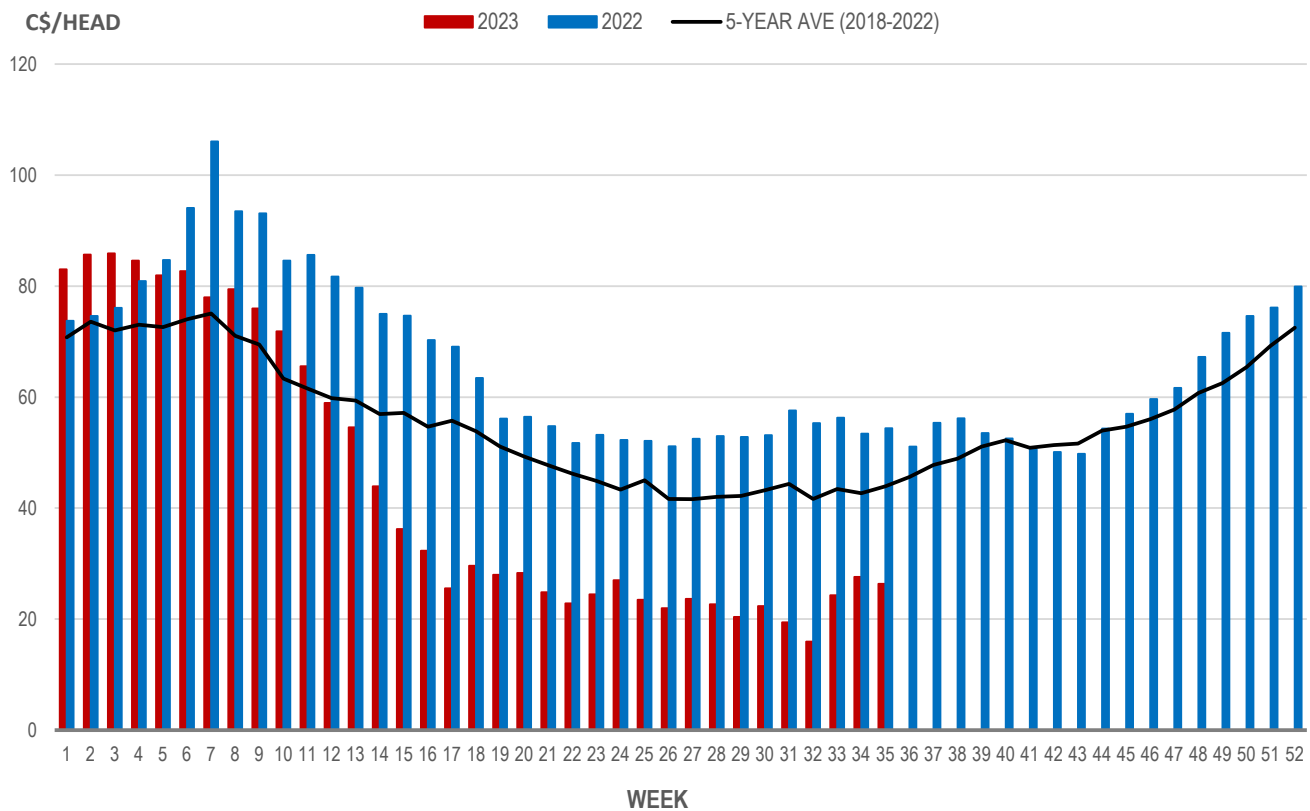
Source: Manitoba major processors

Weaning Pigs (U.S. Total Composite Weighted Average Price per Head)

	Formula and Cash Low, US\$/Head	Formula and Cash High, US\$/Head	Wtd Avg Price, US\$/Head	Wtd Avg Price, C\$/Head
Early Weaned (10-12 lb)	5.00	51.55	19.41	26.36
Feeder Pigs (40 lb)	26.00	40.00	32.02	43.48

Source: USDA, AMS

EARLY WEANED PIGS (U.S. TOTAL COMPOSITE WEIGHTED AVERAGE PRICE PER HEAD) WEEKLY



Source: USDA, AMS

Contact us

Go to manitoba.ca/agriculture and click on Markets and Statistics

Email us at industryintelligence@gov.mb.ca

Follow us on Twitter @MBGovAg