

Hog Prices



June 6, 2023

[Click here for definitions of how data is collected and calculated.](#)

Exchange rates (Friday close)

1 US \$ = C \$1.3435

1 EURO = C \$1.4412

1 Yen = C \$0.00962

[Data source: Bank of Canada](#)

[Click to view the interactive hog dashboards for current and historical charts.](#)

Manitoba Weighted Average Carcass Prices (including premiums and discounts)

All In Weights C\$/100 kg

Week	Week ending date	2023	2022	Change from Previous Week	Change from Previous Year
19	2023-05-12	209.64	255.27	-0.8%	-17.9%
20	2023-05-19	217.25	252.37	3.6%	-13.9%
21	2023-05-26	218.57	256.18	0.6%	-14.7%
22	2023-06-02	223.04	257.42	2.0%	-13.4%
Four week average		217.12	255.31	-	-15.0%

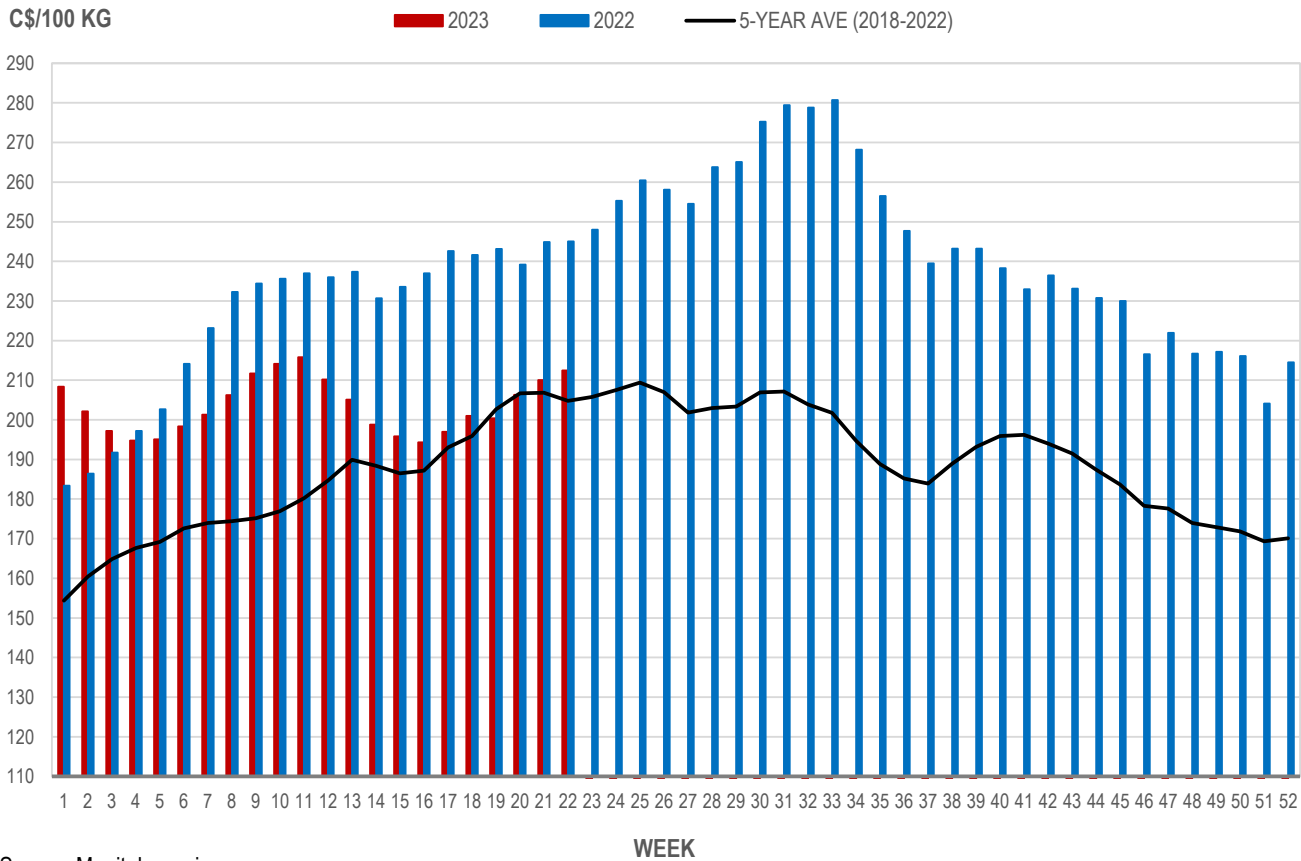
Source: Manitoba major processors.

Index 100, C\$/100 kg

Week	Week ending date	2023	2022	Change from Previous Week	Change from Previous Year
19	2023-05-12	200.41	243.17	-0.3%	-17.6%
20	2023-05-19	206.27	239.17	2.9%	-13.8%
21	2023-05-26	210.05	244.85	1.8%	-14.2%
22	2023-06-02	212.43	245.00	1.1%	-13.3%
Four week average		207.29	243.05	-	-14.7%

Source: Manitoba major processors.

MANITOBA WEIGHTED AVERAGE INDEX 100 HOG PRICES WEEKLY



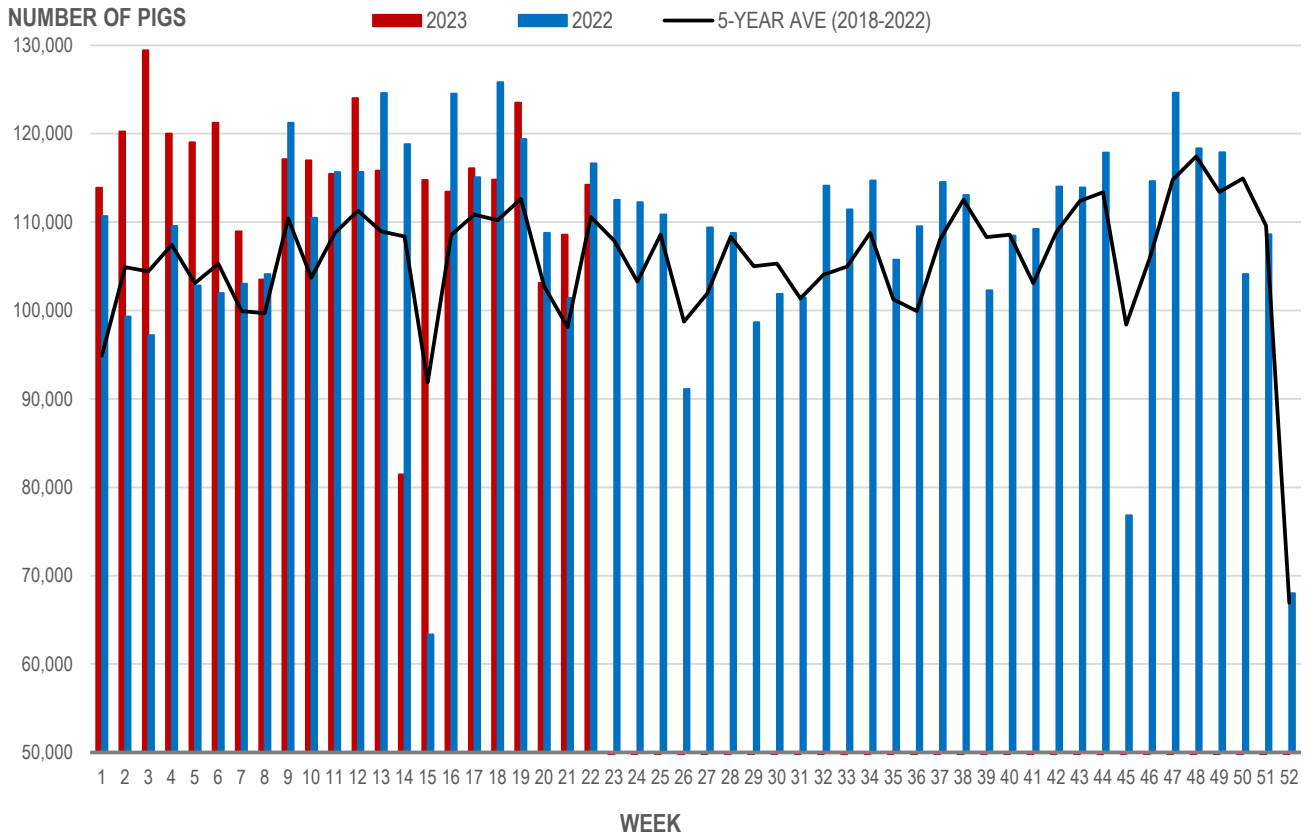
Source: Manitoba major processors

Number of Pigs Processed by Major Processors

Week	Week ending date	2023	2022	Change from Previous Week	Change from Previous Year
19	2023-05-12	123,524	119,405	7.6%	3.4%
20	2023-05-19	103,123	108,796	-16.5%	-5.2%
21	2023-05-26	108,566	101,451	5.3%	7.0%
22	2023-06-02	114,224	116,635	5.2%	-2.1%
Four week average		112,359	111,572	-	0.7%

Source: Manitoba major processors.

NUMBER OF PIGS PROCESSED BY MAJOR PROCESSORS WEEKLY



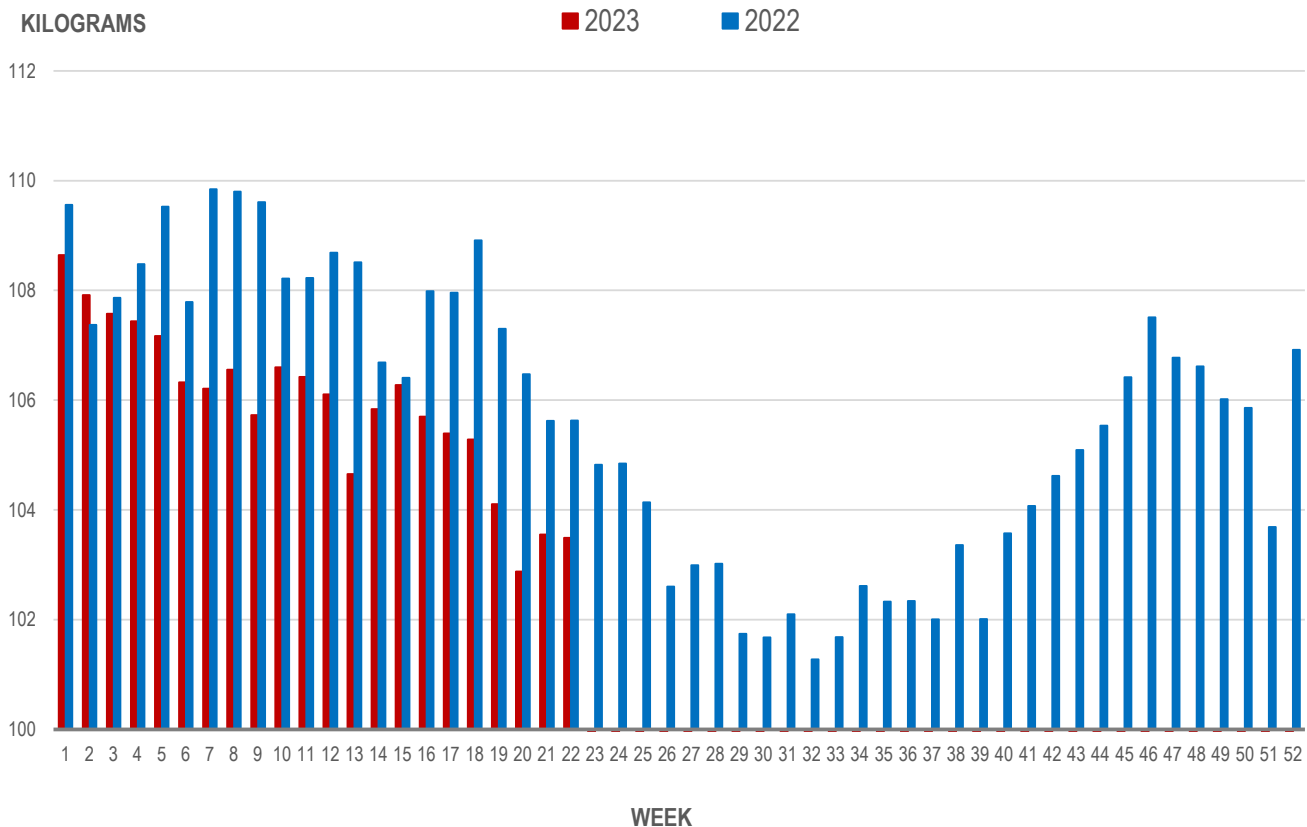
Source: Manitoba major processors

Average Weight of Hogs Processed by Major Processors, Kg

Week	Week ending date	2023	2022	Change from Previous Week	Change from Previous Year
19	2023-05-12	104.10	107.30	-1.1%	-3.0%
20	2023-05-19	102.88	106.47	-1.2%	-3.4%
21	2023-05-26	103.55	105.62	0.7%	-2.0%
22	2023-06-02	103.49	105.63	-0.1%	-2.0%
Four week average		103.51	106.26	-	-2.6%

Source: Manitoba major processors.

AVERAGE WEIGHT OF HOGS PROCESSED BY MAJOR PROCESSORS WEEKLY



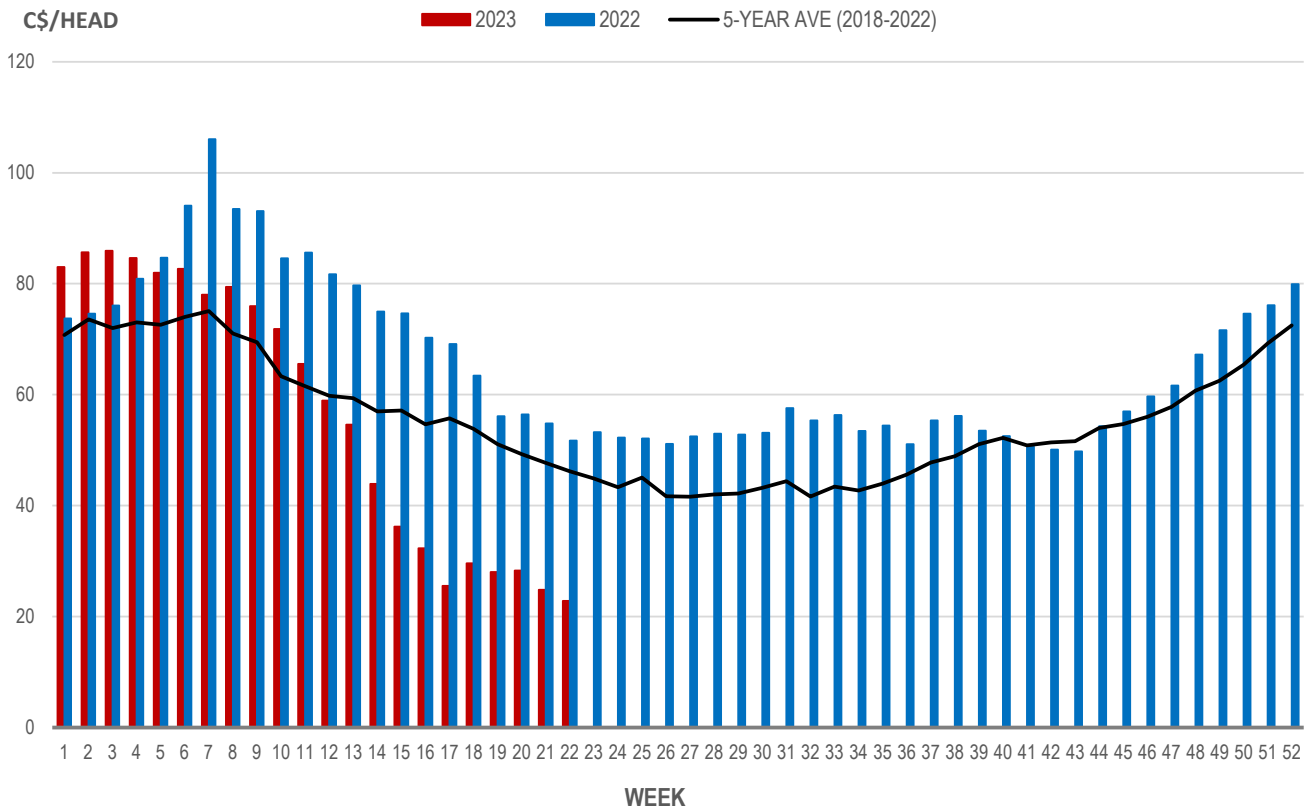
Source: Manitoba major processors

Weaning Pigs (U.S. Total Composite Weighted Average Price per Head)

	Formula and Cash Low, US\$/Head	Formula and Cash High, US\$/Head	Wtd Avg Price, US\$/Head	Wtd Avg Price, C\$/Head
Early Weaned (10-12 lb)	3.50	50.27	16.98	22.81
Feeder Pigs (40 lb)	35.00	47.00	41.20	55.35

Source: USDA, AMS

EARLY WEANED PIGS (U.S. TOTAL COMPOSITE WEIGHTED AVERAGE PRICE PER HEAD) WEEKLY



Source: USDA, AMS

Contact us

Go to manitoba.ca/agriculture and click on Markets and Statistics

Email us at industryintelligence@gov.mb.ca

Follow us on Twitter @MBGovAg