

MANITOBA MARKETS

Hog Prices



May 23, 2023

[Click here for definitions of how data is collected and calculated.](#)

Exchange rates (Friday close)

1 US \$ = C \$1.3503

1 EURO = C \$1.4593

1 Yen = C \$0.00978

[Data source: Bank of Canada](#)

[Click to view the interactive hog dashboards for current and historical charts.](#)

Manitoba Weighted Average Carcass Prices (including premiums and discounts)

All In Weights C\$/100 kg

Week	Week ending date	2023	2022	Change from Previous Week	Change from Previous Year
17	2023-04-28	206.95	254.61	1.5%	-18.7%
18	2023-05-05	211.30	252.60	2.1%	-16.4%
19	2023-05-12	209.64	255.27	-0.8%	-17.9%
20	2023-05-19	217.25	252.37	3.6%	-13.9%
Four week average		211.28	253.71	-	-16.7%

Source: Manitoba major processors.

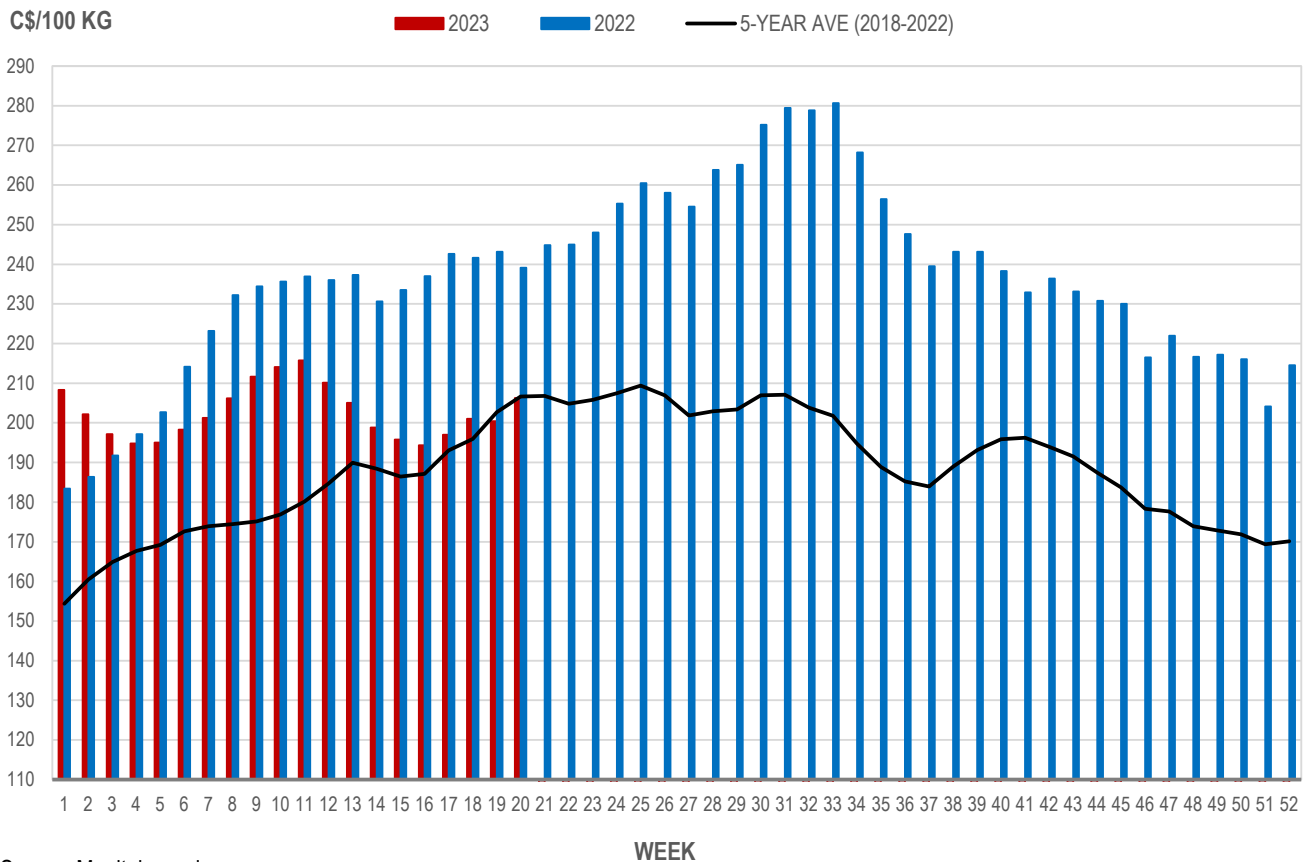


Index 100, C\$/100 kg

Week	Week ending date	2023	2022	Change from Previous Week	Change from Previous Year
17	2023-04-28	196.97	242.64	1.4%	-18.8%
18	2023-05-05	201.01	241.62	2.1%	-16.8%
19	2023-05-12	200.41	243.17	-0.3%	-17.6%
20	2023-05-19	206.27	239.17	2.9%	-13.8%
Four week average		201.16	241.65	-	-16.8%

Source: Manitoba major processors.

MANITOBA WEIGHTED AVERAGE INDEX 100 HOG PRICES WEEKLY



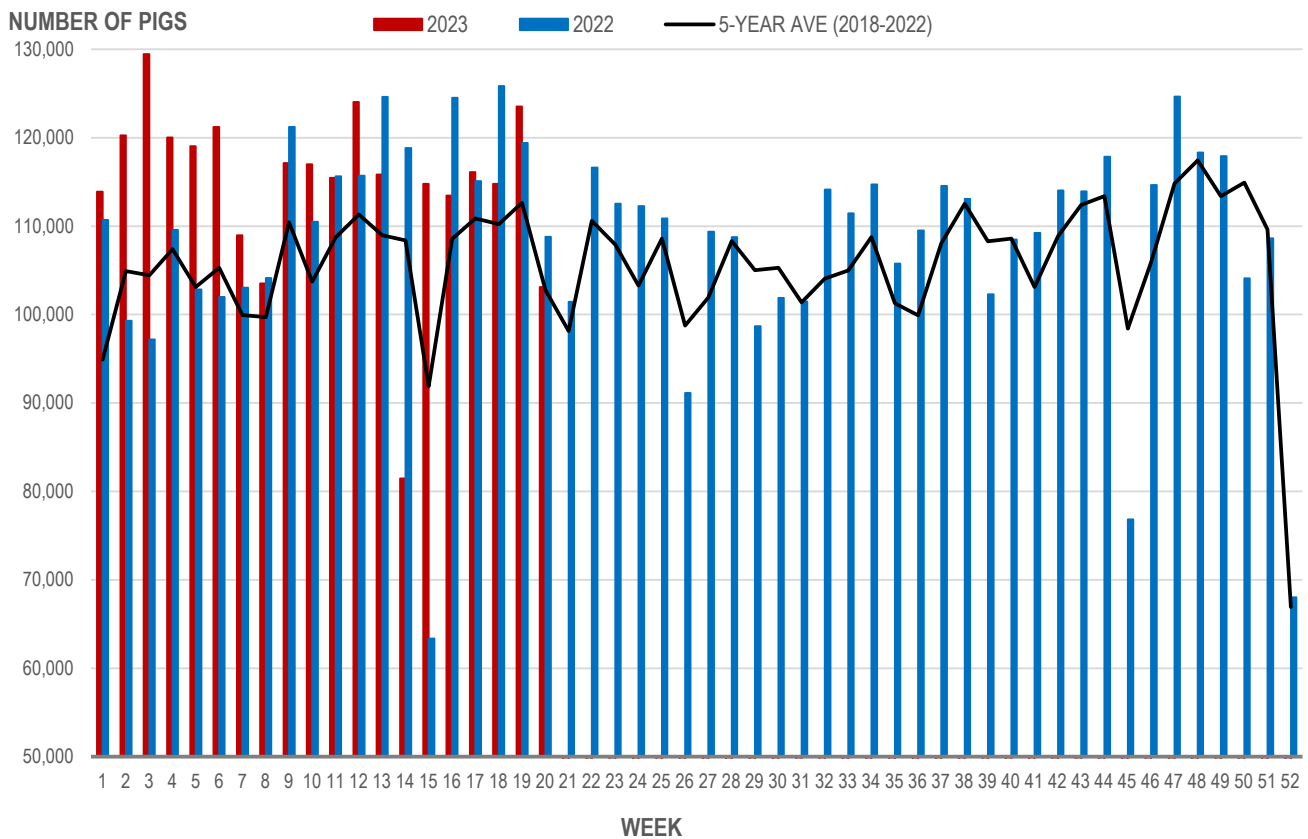
Source: Manitoba major processors

Number of Pigs Processed by Major Processors

Week	Week ending date	2023	2022	Change from Previous Week	Change from Previous Year
17	2023-04-28	116,110	115,087	2.4%	0.9%
18	2023-05-05	114,799	125,833	-1.1%	-8.8%
19	2023-05-12	123,524	119,405	7.6%	3.4%
20	2023-05-19	103,123	108,796	-16.5%	-5.2%
Four week average		114,389	117,280	-	-2.5%

Source: Manitoba major processors.

NUMBER OF PIGS PROCESSED BY MAJOR PROCESSORS WEEKLY



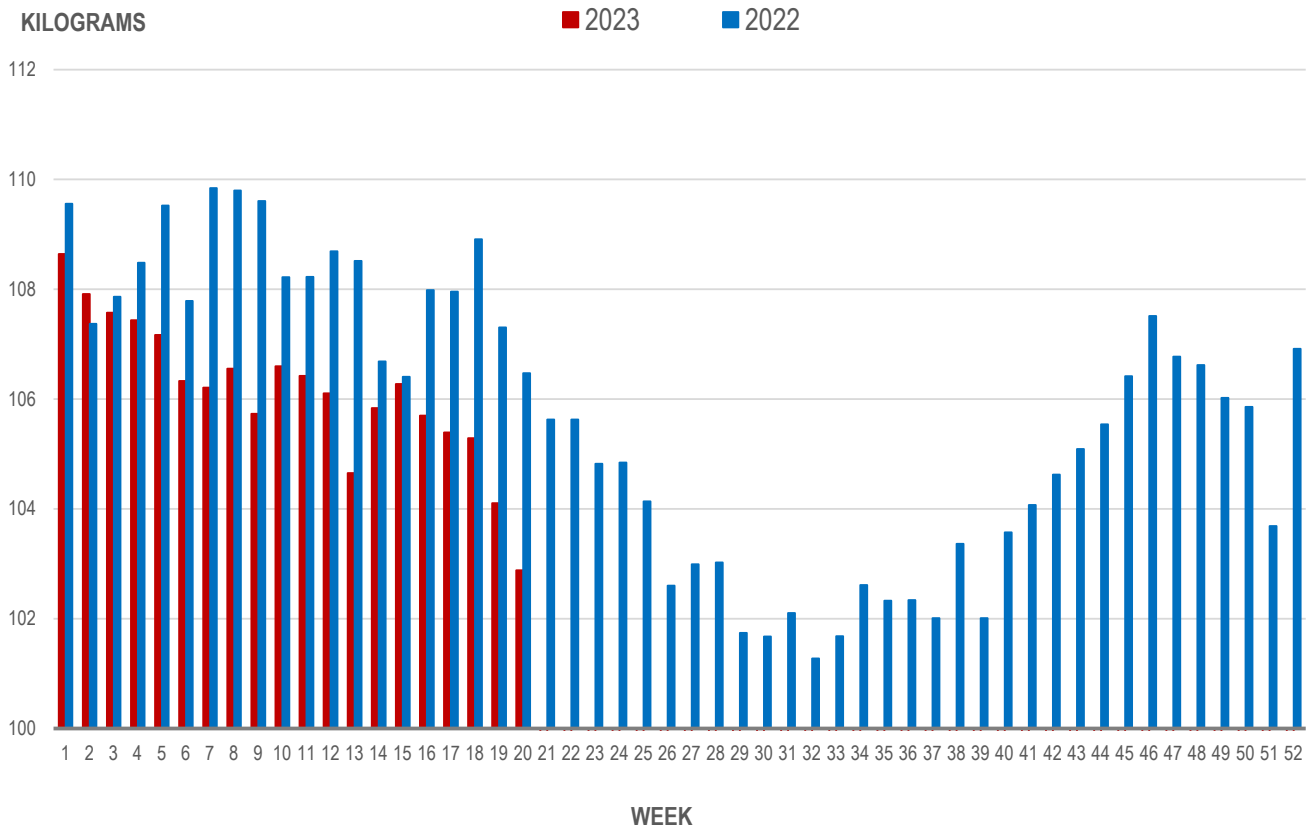
Source: Manitoba major processors

Average Weight of Hogs Processed by Major Processors, Kg

Week	Week ending date	2023	2022	Change from Previous Week	Change from Previous Year
17	2023-04-28	105.39	107.96	-0.3%	-2.4%
18	2023-05-05	105.29	108.91	-0.1%	-3.3%
19	2023-05-12	104.10	107.30	-1.1%	-3.0%
20	2023-05-19	102.88	106.47	-1.2%	-3.4%
Four week average		104.42	107.66	-	-3.0%

Source: Manitoba major processors.

AVERAGE WEIGHT OF HOGS PROCESSED BY MAJOR PROCESSORS WEEKLY



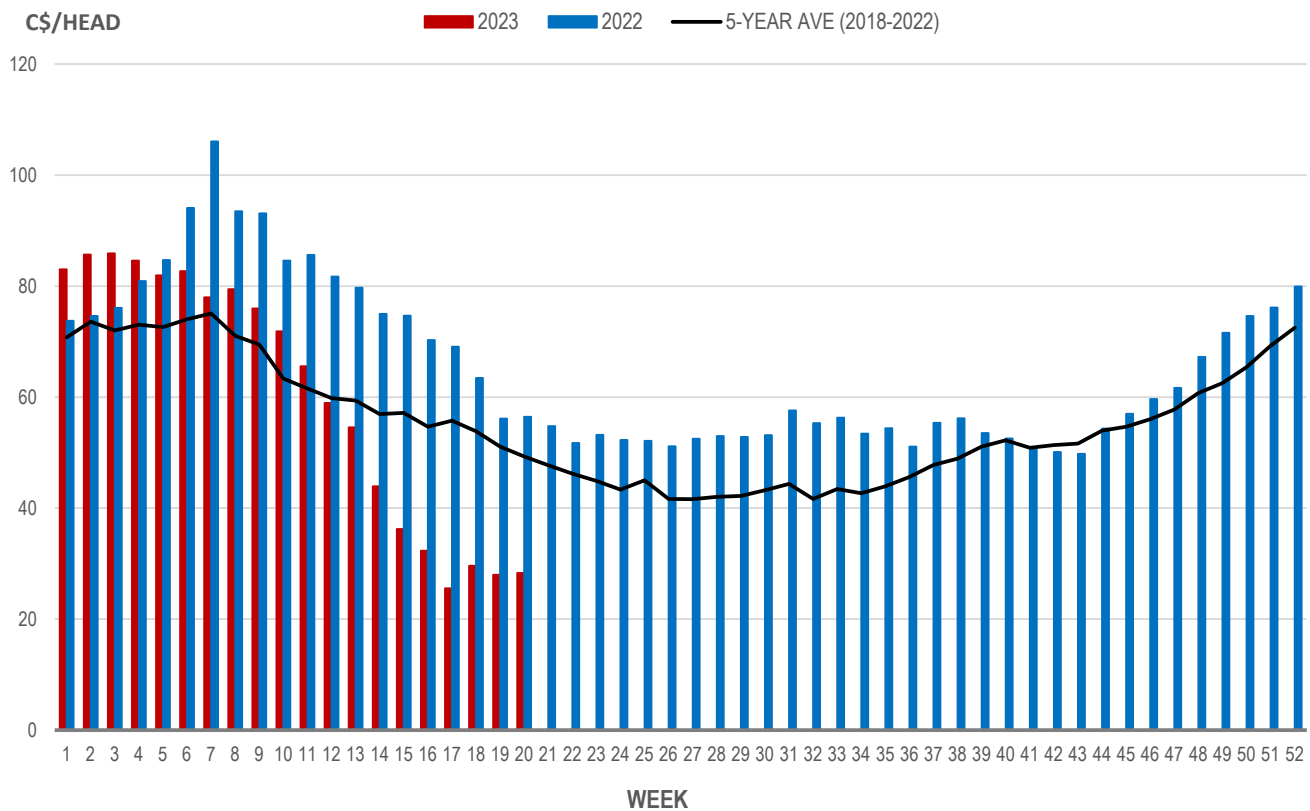
Source: Manitoba major processors

Weaning Pigs (U.S. Total Composite Weighted Average Price per Head)

	Formula and Cash Low, US\$/Head	Formula and Cash High, US\$/Head	Wtd Avg Price, US\$/Head	Wtd Avg Price, C\$/Head
Early Weaned (10-12 lb)	2.50	50.17	20.96	28.30
Feeder Pigs (40 lb)	34.00	49.00	42.22	57.01

Source: USDA, AMS

EARLY WEANED PIGS (U.S. TOTAL COMPOSITE WEIGHTED AVERAGE PRICE PER HEAD) WEEKLY



Source: USDA, AMS

Contact us

Go to manitoba.ca/agriculture and click on Markets and Statistics

Email us at industryintelligence@gov.mb.ca

Follow us on Twitter @MBGovAg