

MANITOBA MARKETS

Hog Prices



April 25, 2023

[Click here for definitions of how data is collected and calculated.](#)

Exchange rates (Friday close)

1 US \$ = C \$1.3539

1 EURO = C \$1.4863

1 Yen = C \$0.01010

[Data source: Bank of Canada](#)

[Click to view the interactive hog dashboards for current and historical charts.](#)

Manitoba Weighted Average Carcass Prices (including premiums and discounts)

All In Weights C\$/100 kg

Week	Week ending date	2023	2022	Change from Previous Week	Change from Previous Year
13	2023-03-31	214.93	248.59	-2.3%	-13.5%
14	2023-04-07	209.30	242.16	-2.6%	-13.6%
15	2023-04-14	205.56	243.89	-1.8%	-15.7%
16	2023-04-21	203.79	248.95	-0.9%	-18.1%
Four week average		208.40	245.90	-	-15.3%

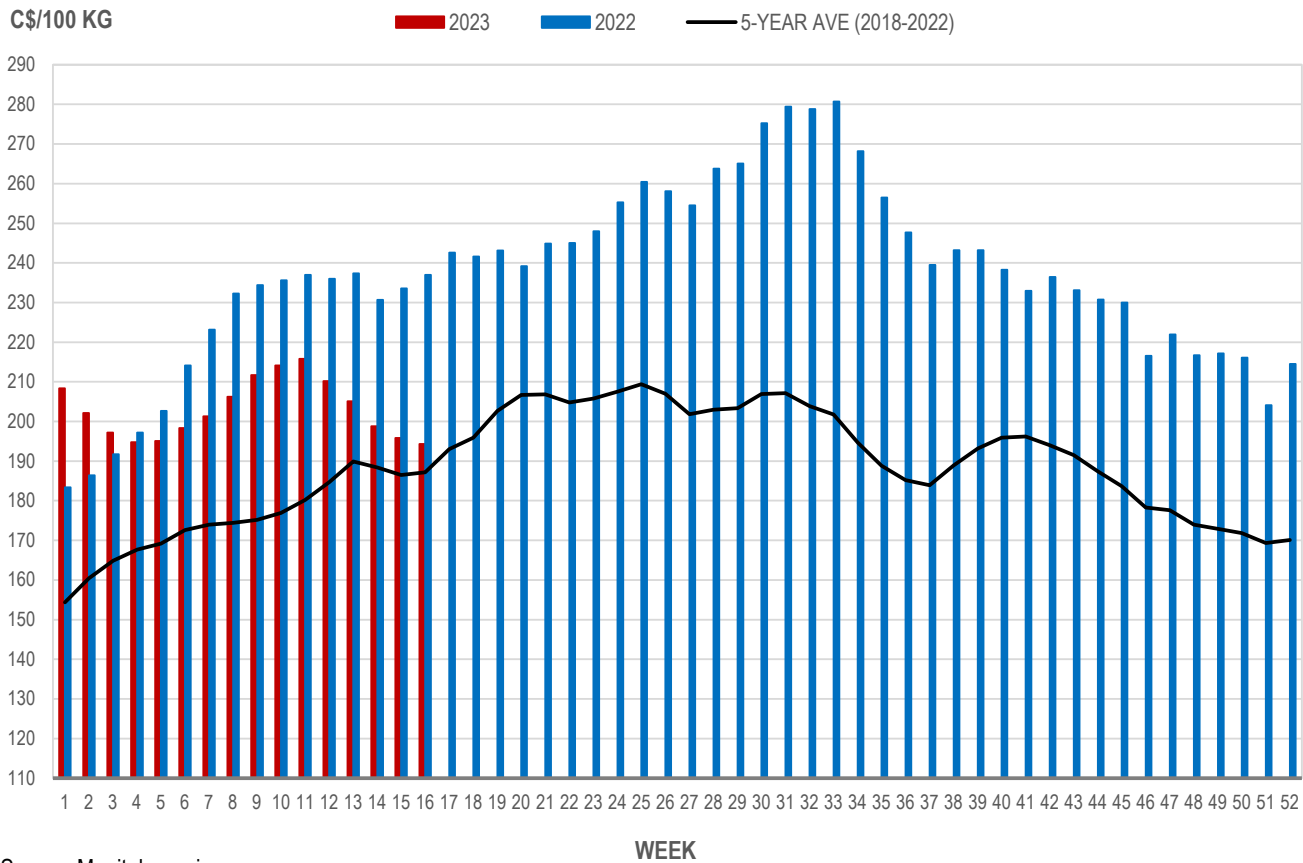
Source: Manitoba major processors.

Index 100, C\$/100 kg

Week	Week ending date	2023	2022	Change from Previous Week	Change from Previous Year
13	2023-03-31	205.08	237.34	-2.4%	-13.6%
14	2023-04-07	198.78	230.66	-3.1%	-13.8%
15	2023-04-14	195.80	233.55	-1.5%	-16.2%
16	2023-04-21	194.34	237.01	-0.7%	-18.0%
Four week average		198.50	234.64	-	-15.4%

Source: Manitoba major processors.

MANITOBA WEIGHTED AVERAGE INDEX 100 HOG PRICES WEEKLY



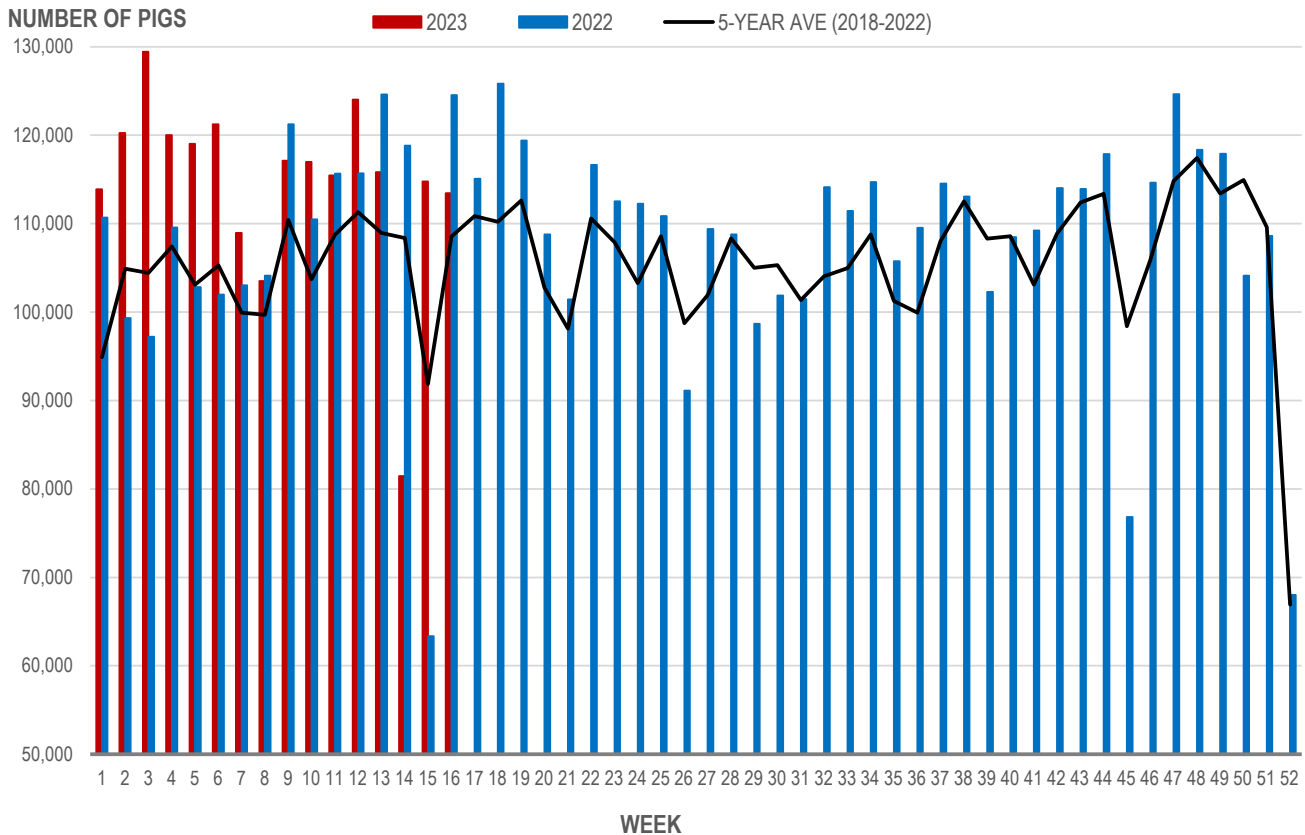
Source: Manitoba major processors

Number of Pigs Processed by Major Processors

Week	Week ending date	2023	2022	Change from Previous Week	Change from Previous Year
13	2023-03-31	115,836	124,626	-6.6%	-7.1%
14	2023-04-07	81,454	118,822	-29.7%	-31.4%
15	2023-04-14	114,766	63,362	40.9%	81.1%
16	2023-04-21	113,440	124,527	-1.2%	-8.9%
Four week average		106,374	107,834	-	-1.4%

Source: Manitoba major processors.

NUMBER OF PIGS PROCESSED BY MAJOR PROCESSORS WEEKLY



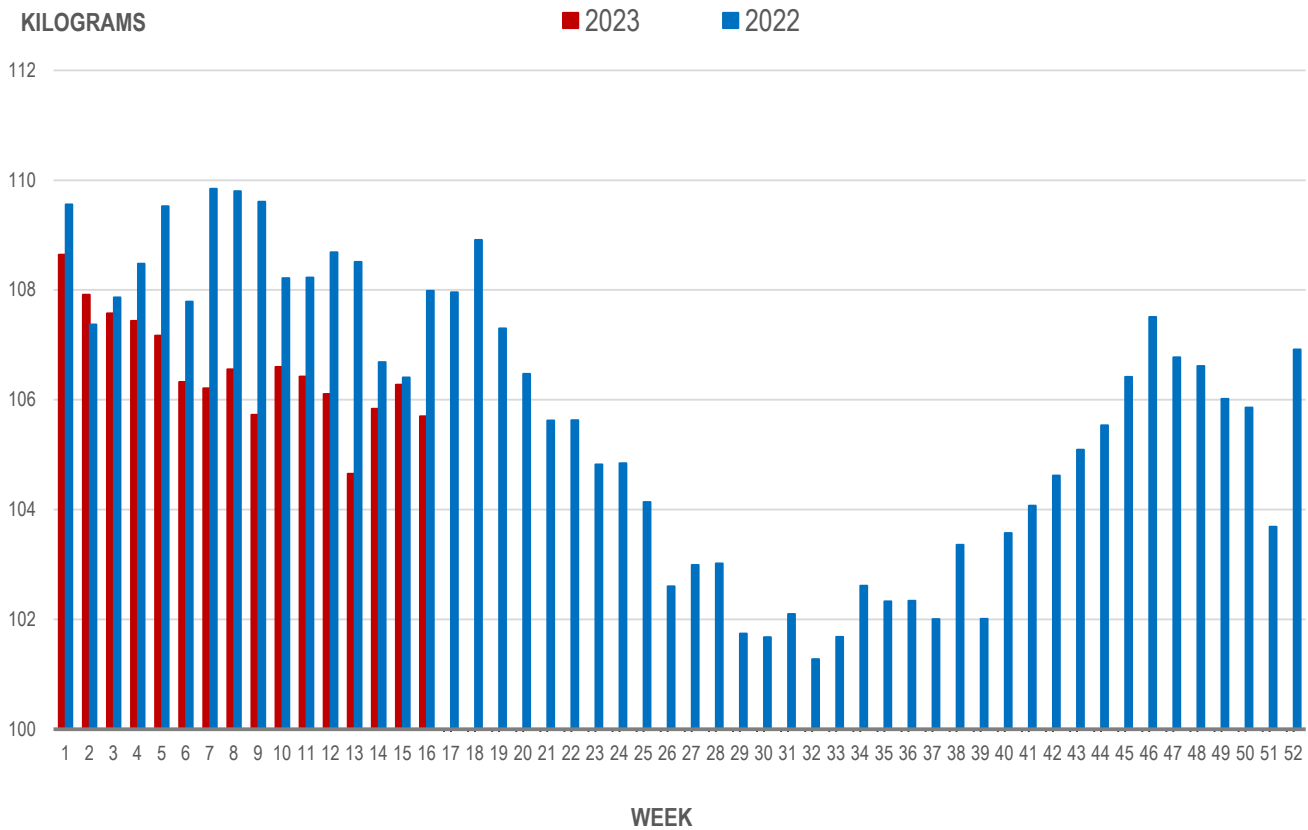
Source: Manitoba major processors

Average Weight of Hogs Processed by Major Processors, Kg

Week	Week ending date	2023	2022	Change from Previous Week	Change from Previous Year
13	2023-03-31	104.65	108.51	-1.4%	-3.6%
14	2023-04-07	105.84	106.69	1.1%	-0.8%
15	2023-04-14	106.28	106.41	0.4%	-0.1%
16	2023-04-21	105.70	107.98	-0.5%	-2.1%
Four week average		105.62	107.40	-	-1.6%

Source: Manitoba major processors.

AVERAGE WEIGHT OF HOGS PROCESSED BY MAJOR PROCESSORS WEEKLY



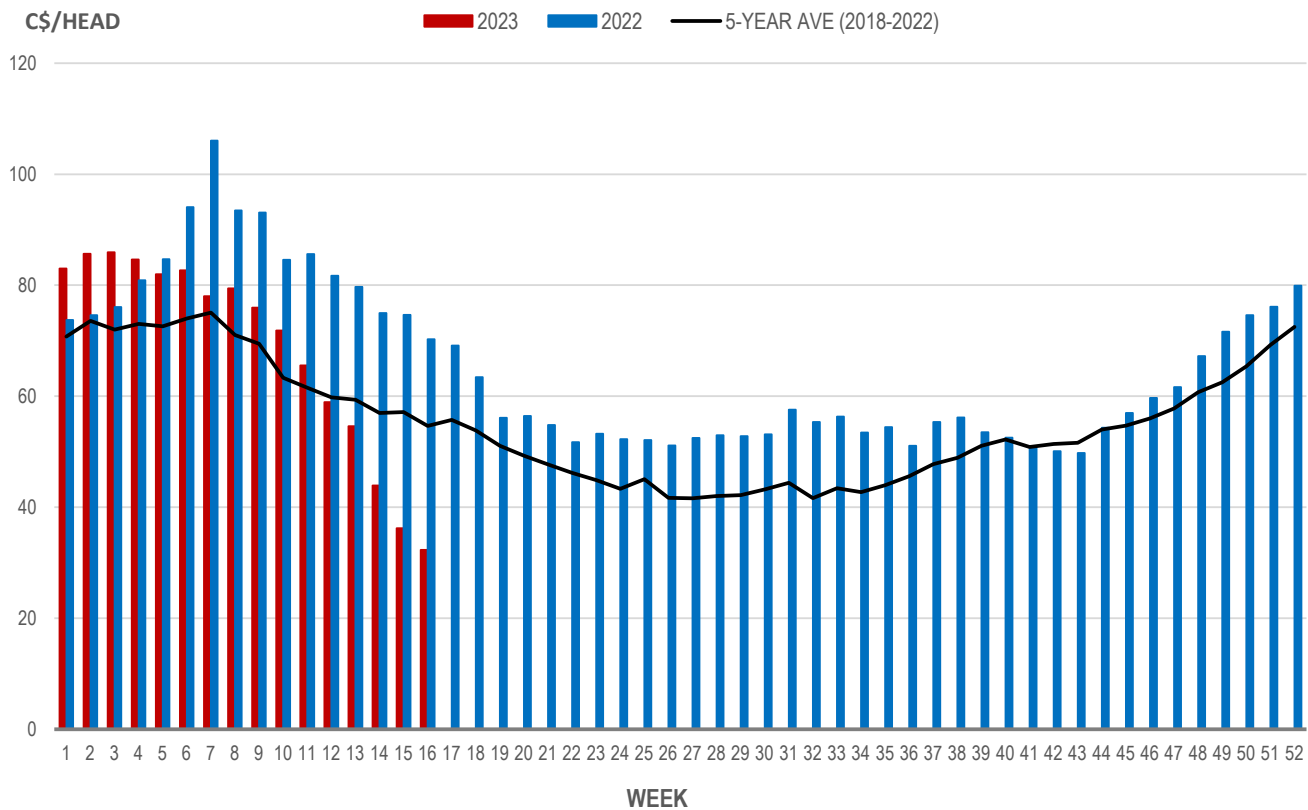
Source: Manitoba major processors

Weaning Pigs (U.S. Total Composite Weighted Average Price per Head)

	Formula and Cash Low, US\$/Head	Formula and Cash High, US\$/Head	Wtd Avg Price, US\$/Head	Wtd Avg Price, C\$/Head
Early Weaned (10-12 lb)	7.00	50.49	23.88	32.33
Feeder Pigs (40 lb)	42.00	74.00	60.11	81.38

Source: USDA, AMS

EARLY WEANED PIGS (U.S. TOTAL COMPOSITE WEIGHTED AVERAGE PRICE PER HEAD) WEEKLY



Source: USDA, AMS

Contact us

Go to manitoba.ca/agriculture and click on Markets and Statistics

Email us at industryintelligence@gov.mb.ca

Follow us on Twitter @MBGovAg