

MANITOBA MARKETS

Hog Prices



April 11, 2023

[Click here for definitions of how data is collected and calculated.](#)

Exchange rates (Friday close)

1 US \$ = C \$1.3478

1 EURO = C \$1.4718

1 Yen = C \$0.01023

[Data source: Bank of Canada](#)

[Click to view the interactive hog dashboards for current and historical charts.](#)

Manitoba Weighted Average Carcass Prices (including premiums and discounts)

All In Weights C\$/100 kg

Week	Week ending date	2023	2022	Change from Previous Week	Change from Previous Year
11	2023-03-17	226.55	248.21	0.7%	-8.7%
12	2023-03-24	220.07	247.97	-2.9%	-11.2%
13	2023-03-31	214.93	248.59	-2.3%	-13.5%
14	2023-04-07	209.30	242.16	-2.6%	-13.6%
Four week average		217.71	246.73	-	-11.8%

Source: Manitoba major processors.

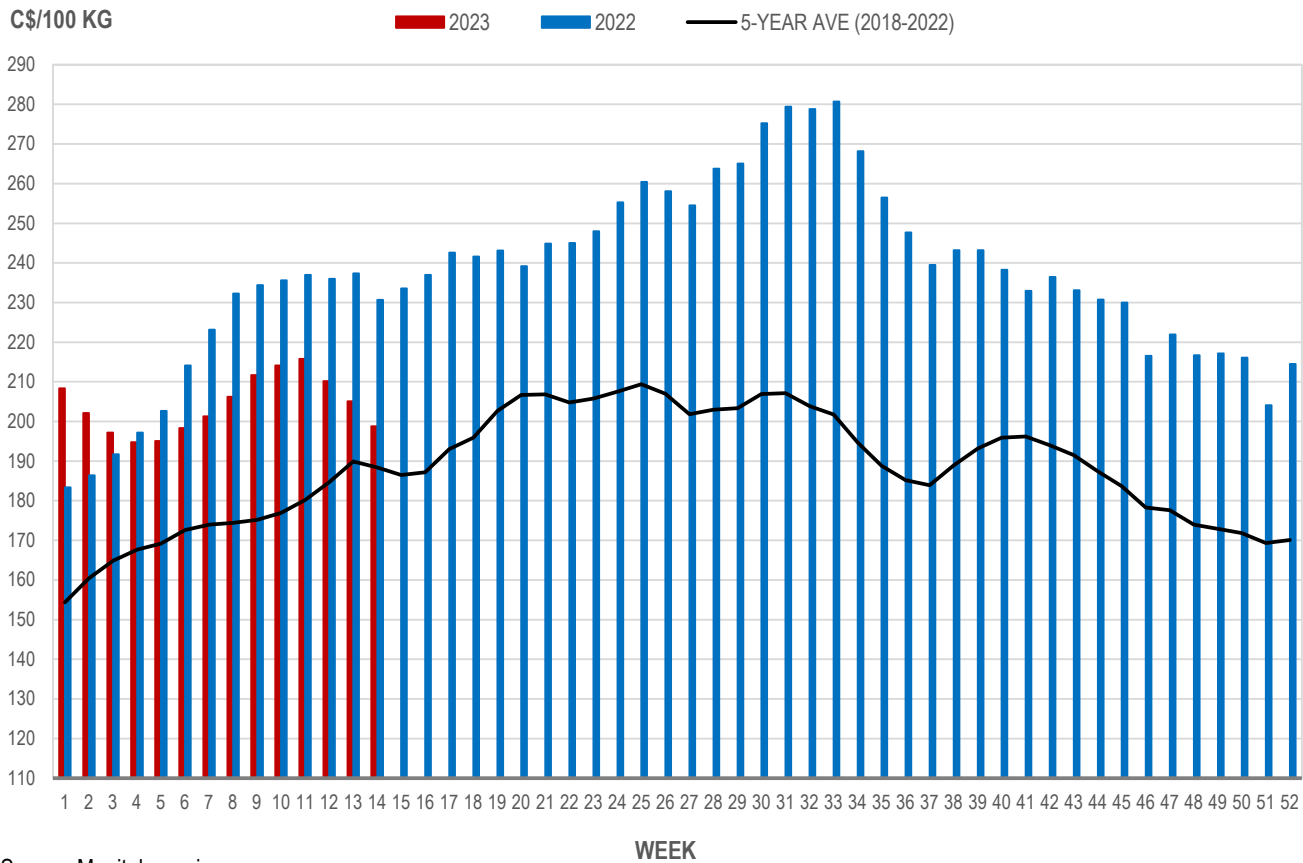


Index 100, C\$/100 kg

Week	Week ending date	2023	2022	Change from Previous Week	Change from Previous Year
11	2023-03-17	215.78	236.95	0.8%	-8.9%
12	2023-03-24	210.16	236.00	-2.6%	-10.9%
13	2023-03-31	205.08	237.34	-2.4%	-13.6%
14	2023-04-07	198.78	230.66	-3.1%	-13.8%
Four week average		207.45	235.24	-	-11.8%

Source: Manitoba major processors.

MANITOBA WEIGHTED AVERAGE INDEX 100 HOG PRICES WEEKLY



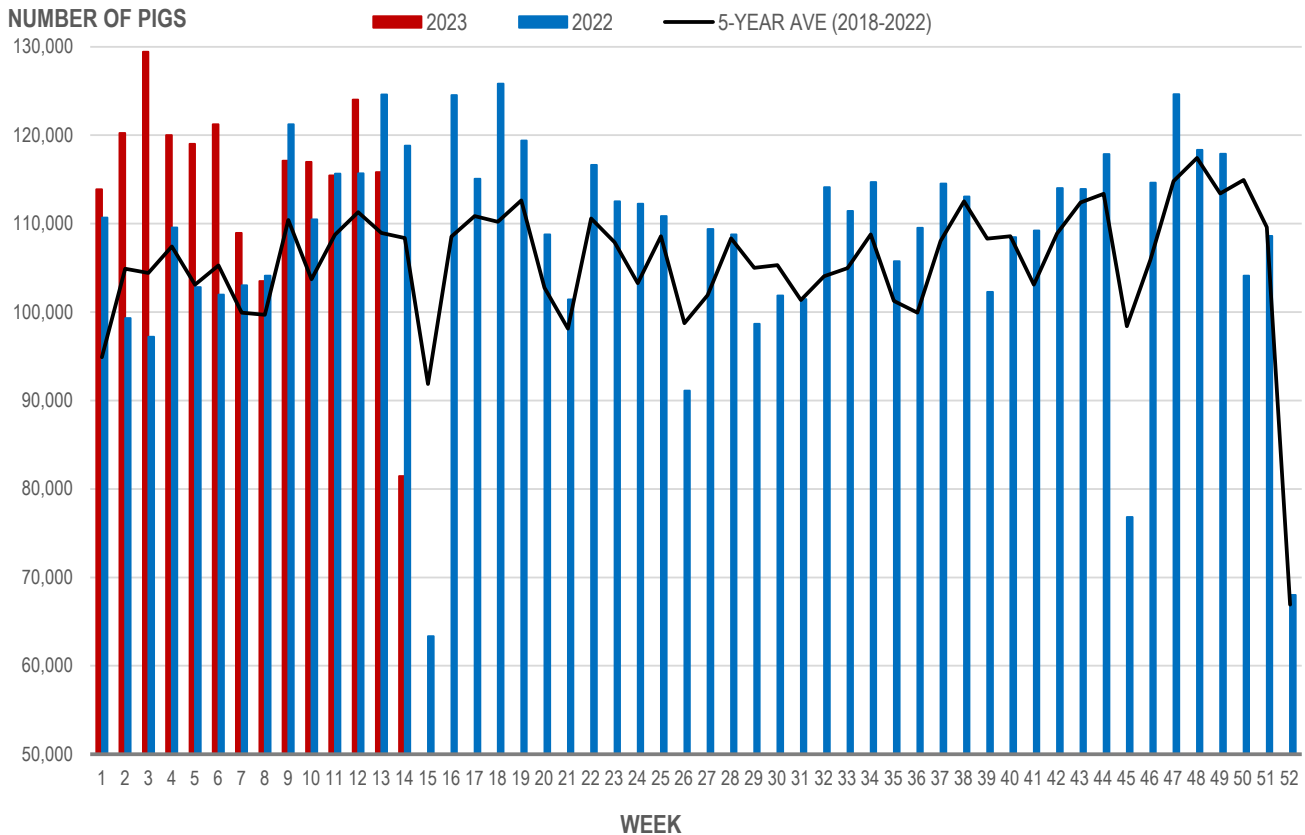
Source: Manitoba major processors

Number of Pigs Processed by Major Processors

Week	Week ending date	2023	2022	Change from Previous Week	Change from Previous Year
11	2023-03-17	115,447	115,649	-1.3%	-0.2%
12	2023-03-24	124,046	115,705	7.4%	7.2%
13	2023-03-31	115,836	124,626	-6.6%	-7.1%
14	2023-04-07	81,454	118,822	-29.7%	-31.4%
Four week average		109,196	118,701	-	-8.0%

Source: Manitoba major processors.

NUMBER OF PIGS PROCESSED BY MAJOR PROCESSORS WEEKLY



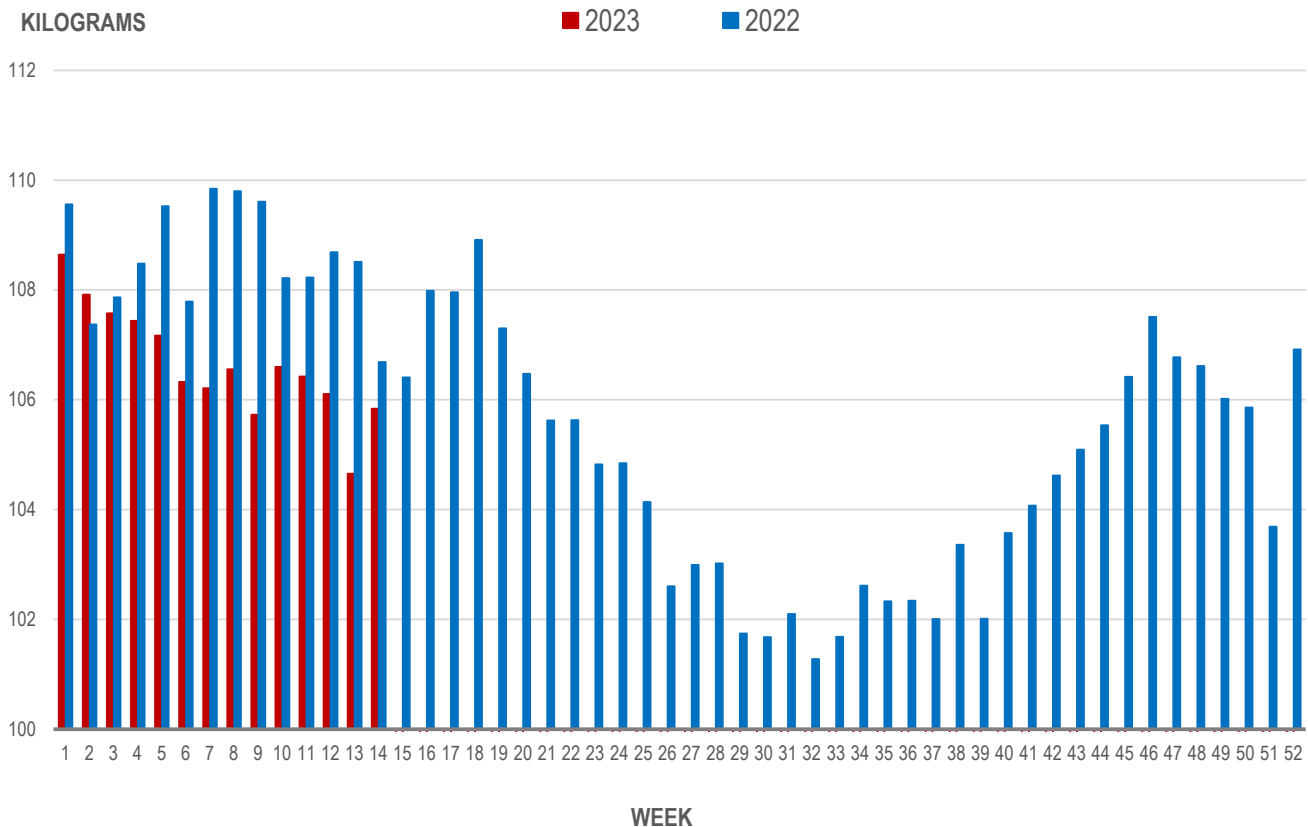
Source: Manitoba major processors

Average Weight of Hogs Processed by Major Processors, Kg

Week	Week ending date	2023	2022	Change from Previous Week	Change from Previous Year
11	2023-03-17	106.42	108.23	-0.2%	-1.7%
12	2023-03-24	106.11	108.69	-0.3%	-2.4%
13	2023-03-31	104.65	108.51	-1.4%	-3.6%
14	2023-04-07	105.84	106.69	1.1%	-0.8%
Four week average		105.75	108.03	-	-2.1%

Source: Manitoba major processors.

AVERAGE WEIGHT OF HOGS PROCESSED BY MAJOR PROCESSORS WEEKLY



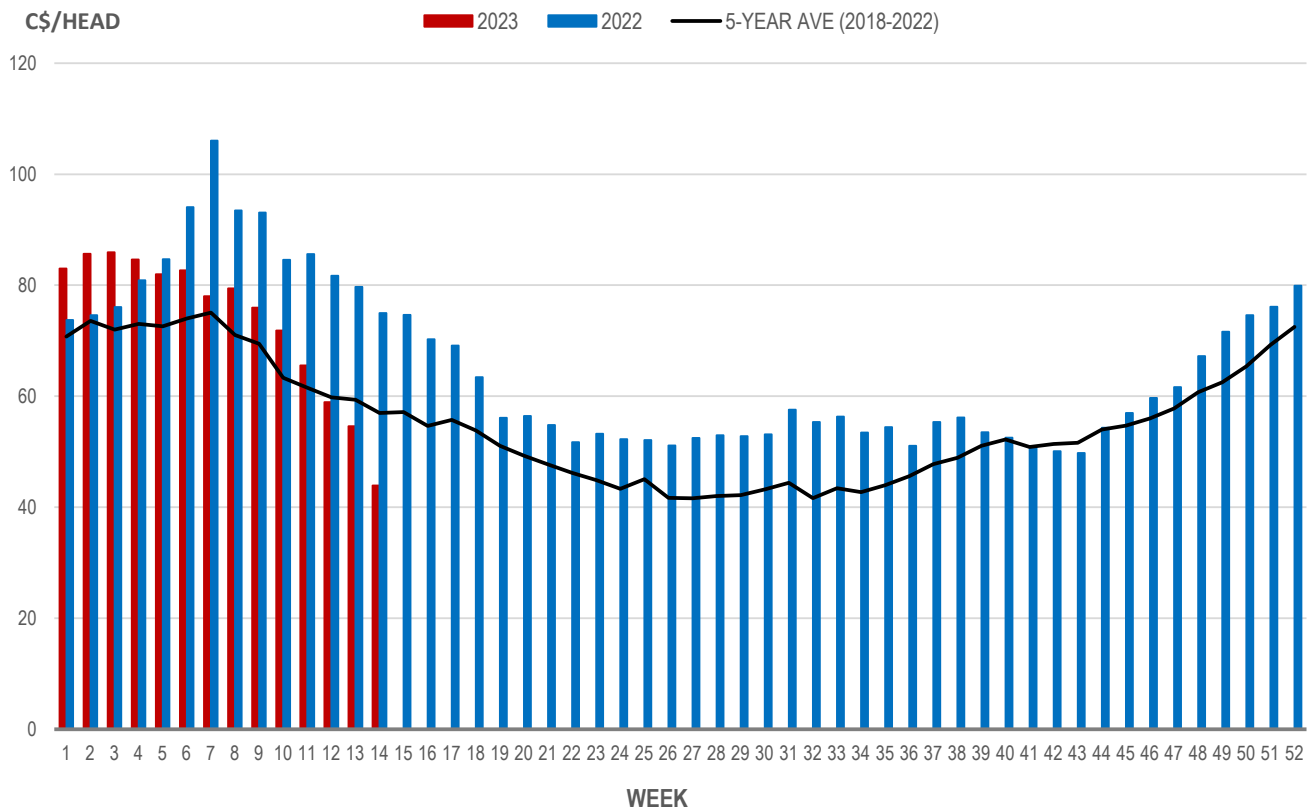
Source: Manitoba major processors

Weaning Pigs (U.S. Total Composite Weighted Average Price per Head)

	Formula and Cash Low, US\$/Head	Formula and Cash High, US\$/Head	Wtd Avg Price, US\$/Head	Wtd Avg Price, C\$/Head
Early Weaned (10-12 lb)	19.00	50.70	32.59	43.92
Feeder Pigs (40 lb)	65.00	82.00	72.50	97.72

Source: USDA, AMS

EARLY WEANED PIGS (U.S. TOTAL COMPOSITE WEIGHTED AVERAGE PRICE PER HEAD) WEEKLY



Source: USDA, AMS

Contact us

Go to manitoba.ca/agriculture and click on Markets and Statistics

Email us at industryintelligence@gov.mb.ca

Follow us on Twitter @MBGovAg