

Hog Prices



September 20, 2022

For definitions of how data is collected and calculated, please see

[MANITOBA MARKETS DEFINITIONS AND METHODOLOGIES](#)

Exchange rates (Friday close)

1 US \$ = C \$1.3285

1 EURO = C \$1.3279

1 Yen = C \$0.00929

<https://www.bankofcanada.ca/rates/exchange/daily-exchange-rates/>

View the interactive hog dashboards for current and historical charts:

<https://www.gov.mb.ca/agriculture/markets-and-statistics/livestock-statistics/livestock-market-prices-current.html>

Manitoba Weighted Average Carcass Prices (including premiums and discounts)

All In Weights C\$/100 kg

Week	Week ending date	2022	2021	Change from Previous Week	Change from Previous Year
34	2022-08-26	281.82	247.80	-4.4%	13.7%
35	2022-09-02	270.38	242.59	-4.1%	11.5%
36	2022-09-09	258.10	234.83	-4.5%	9.9%
37	2022-09-16	251.55	232.26	-2.5%	8.3%
Four week average		265.46	239.37	-	10.9%

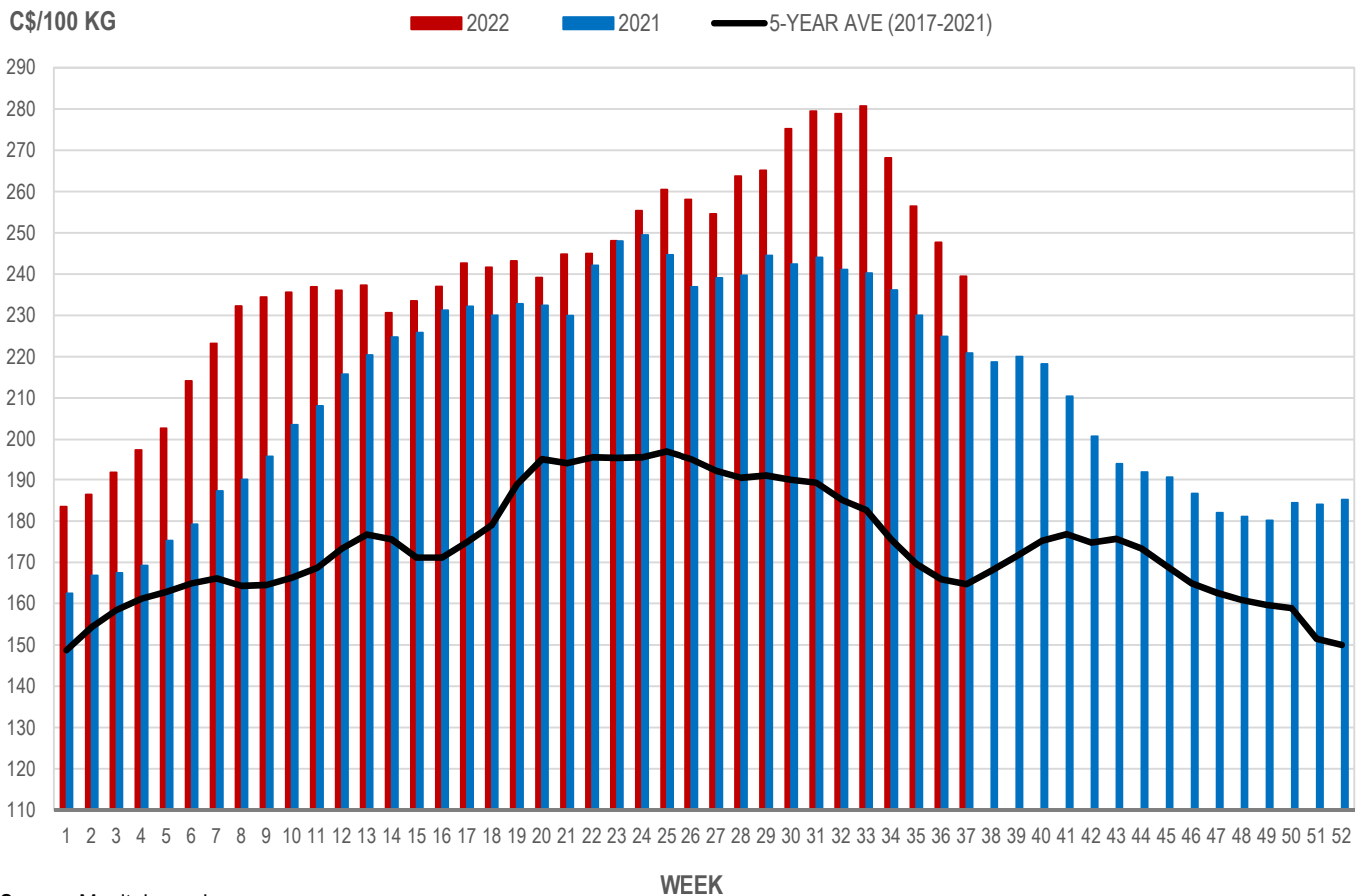
Source: Manitoba major processors.

Index 100, C\$/100 kg

Week	Week ending date	2022	2021	Change from Previous Week	Change from Previous Year
34	2022-08-26	268.18	236.10	-4.5%	13.6%
35	2022-09-02	256.46	230.02	-4.4%	11.5%
36	2022-09-09	247.66	224.91	-3.4%	10.1%
37	2022-09-16	239.48	220.88	-3.3%	8.4%
Four week average		252.95	227.98	-	11.0%

Source: Manitoba major processors.

MANITOBA WEIGHTED AVERAGE INDEX 100 HOG PRICES WEEKLY



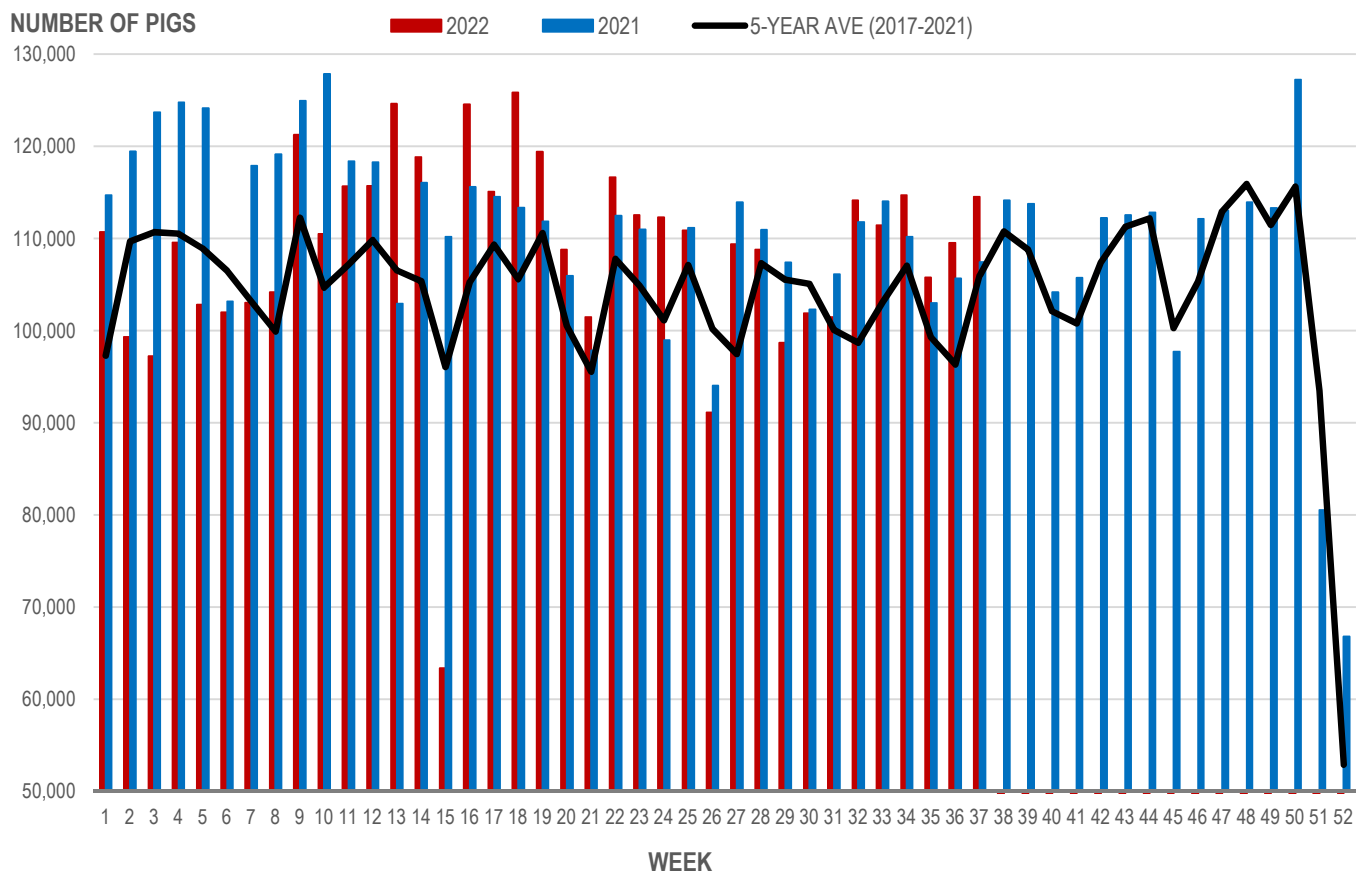
Source: Manitoba major processors

Number of Pigs Processed by Major Processors

Week	Week ending date	2022	2021	Change from Previous Week	Change from Previous Year
34	2022-08-26	114,709	110,194	2.9%	4.1%
35	2022-09-02	105,750	103,003	-7.8%	2.7%
36	2022-09-09	109,521	105,638	3.6%	3.7%
37	2022-09-16	114,536	107,439	4.6%	6.6%
Four week average		111,129	106,569	-	4.3%

Source: Manitoba major processors.

NUMBER OF PIGS PROCESSED BY MAJOR PROCESSORS WEEKLY



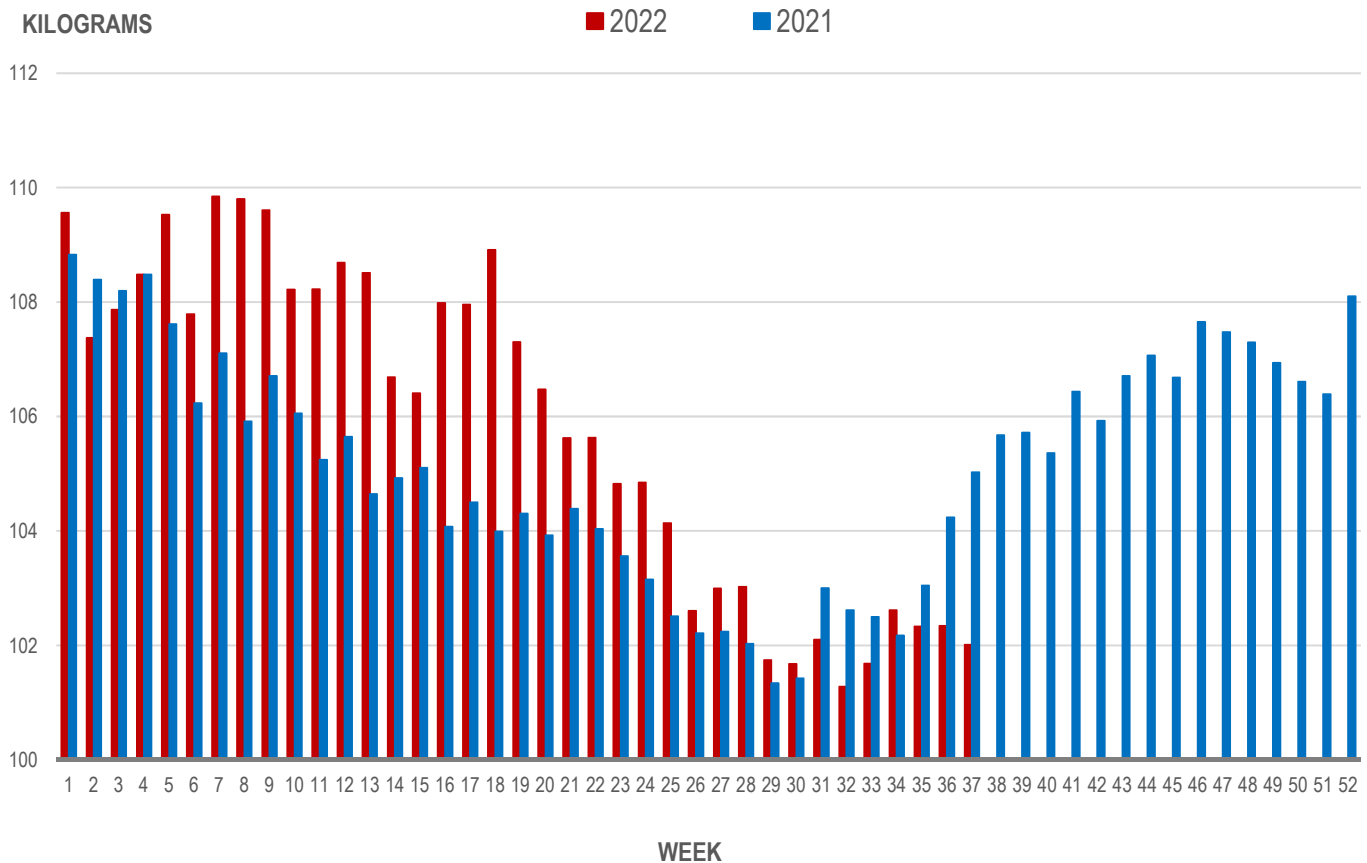
Source: Manitoba major processors

Average Weight of Hogs Processed by Major Processors, Kg

Week	Week ending date	2022	2021	Change from Previous Week	Change from Previous Year
34	2022-08-26	102.62	102.17	0.9%	0.4%
35	2022-09-02	102.33	103.05	-0.3%	-0.7%
36	2022-09-09	102.34	104.24	0.0%	-1.8%
37	2022-09-16	102.01	105.02	-0.3%	-2.9%
Four week average		102.32	103.62	-	-1.2%

Source: Manitoba major processors.

AVERAGE WEIGHT OF HOGS PROCESSED BY MAJOR PROCESSORS WEEKLY



Source: Manitoba major processors

CME FUTURES PRICES, US\$/lb, Friday settle price

	LEAN HOG	Change *	PORK CUTOUT	Change *
Oct 2022	96.90	3.73	105.05	2.10
Dec 2022	87.98	4.85	98.05	4.25
Feb 2023	91.65	4.23	100.23	3.97
Apr 2023	95.75	3.68	102.45	3.95
May 2023	99.45	2.68	105.93	3.15
Jun 2023	104.88	2.88	111.23	2.95
Jul 2023	104.58	2.65	109.98	2.95
Aug 2023	103.20	2.50	109.45	2.95
Oct 2023	89.70	2.58	100.25	2.95
Dec 2023	83.98	2.97	93.63	2.95
Feb 2024	86.98	2.57	95.15	2.95

Source: CME

* Price change from previous week, US\$

MAPLE LEAF Sig #4 - Contract Prices Top of Range

	Sig #4 Price C\$/100 kg	Change *
Oct 2022	217.97	10.76
Nov 2022	209.63	13.70
Dec 2022	201.85	13.33
Jan 2023	203.67	11.71
Feb 2023	211.20	11.81
Mar 2023	210.99	10.10
Apr 2023	220.50	10.49
May 2023	229.29	8.74
June 2023	229.76	NA

Source: HAMs Marketing

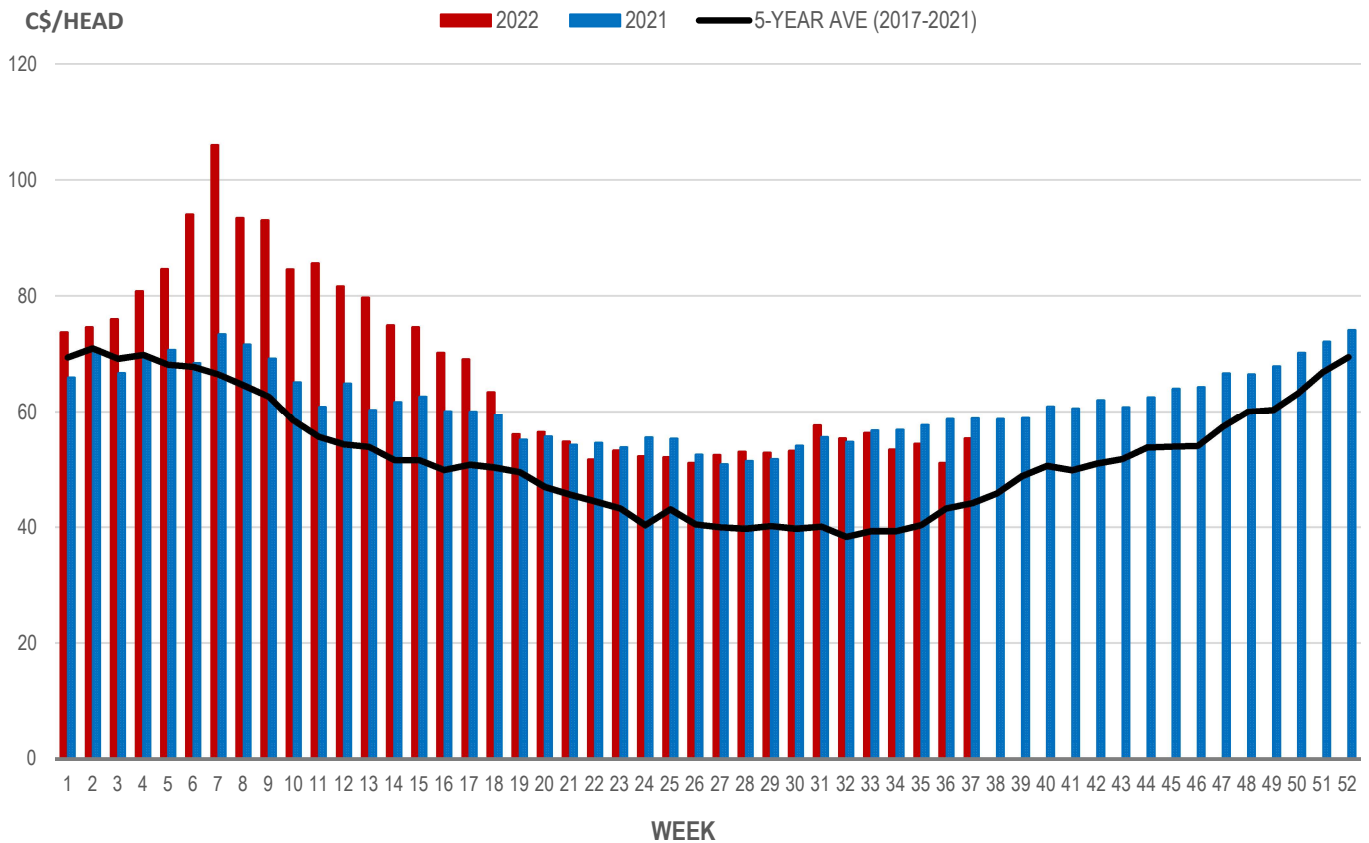
* Price change from previous week, C\$

Weaning Pigs (U.S. Total Composite Weighted Average Price per Head)

	Formula and Cash Low, US\$/Head	Formula and Cash High, US\$/Head	Wtd Avg Price, US\$/Head	Wtd Avg Price, C\$/Head
Early Weaned (10-12 lb)	21.00	56.36	41.67	55.36
Feeder Pigs (40 lb)	48.00	68.50	60.68	80.61

Source: USDA, AMS

EARLY WEANED PIGS (U.S. TOTAL COMPOSITE WEIGHTED AVERAGE PRICE PER HEAD) WEEKLY



Source: USDA, AMS

Contact us

Go to manitoba.ca/agriculture and click on Markets and Statistics

Email us at industryintelligence@gov.mb.ca

Follow us on Twitter @MBGovAg