

MANITOBA MARKETS

Hog Prices



July 19, 2022

For definitions of how data is collected and calculated, please see
[MANITOBA MARKETS DEFINITIONS AND METHODOLOGIES](#)

Exchange rates (Friday close)

1 US \$ = C \$1.3038

1 EURO = C \$1.3137

1 Yen = C \$0.00941

<https://www.bankofcanada.ca/rates/exchange/daily-exchange-rates/>

View the interactive hog dashboards for current and historical charts:

<https://www.gov.mb.ca/agriculture/markets-and-statistics/livestock-statistics/livestock-market-prices-current.html>

Manitoba Weighted Average Carcass Prices (including premiums and discounts)

All In Weights C\$/100 kg

Week	Week ending date	2022	2021	Change from Previous Week	Change from Previous Year
25	2022-06-24	272.99	257.42	2.0%	6.0%
26	2022-07-01	270.95	248.16	-0.7%	9.2%
27	2022-07-08	267.06	251.46	-1.4%	6.2%
28	2022-07-15	277.04	251.89	3.7%	10.0%
Four week average		272.01	252.23	-	7.8%

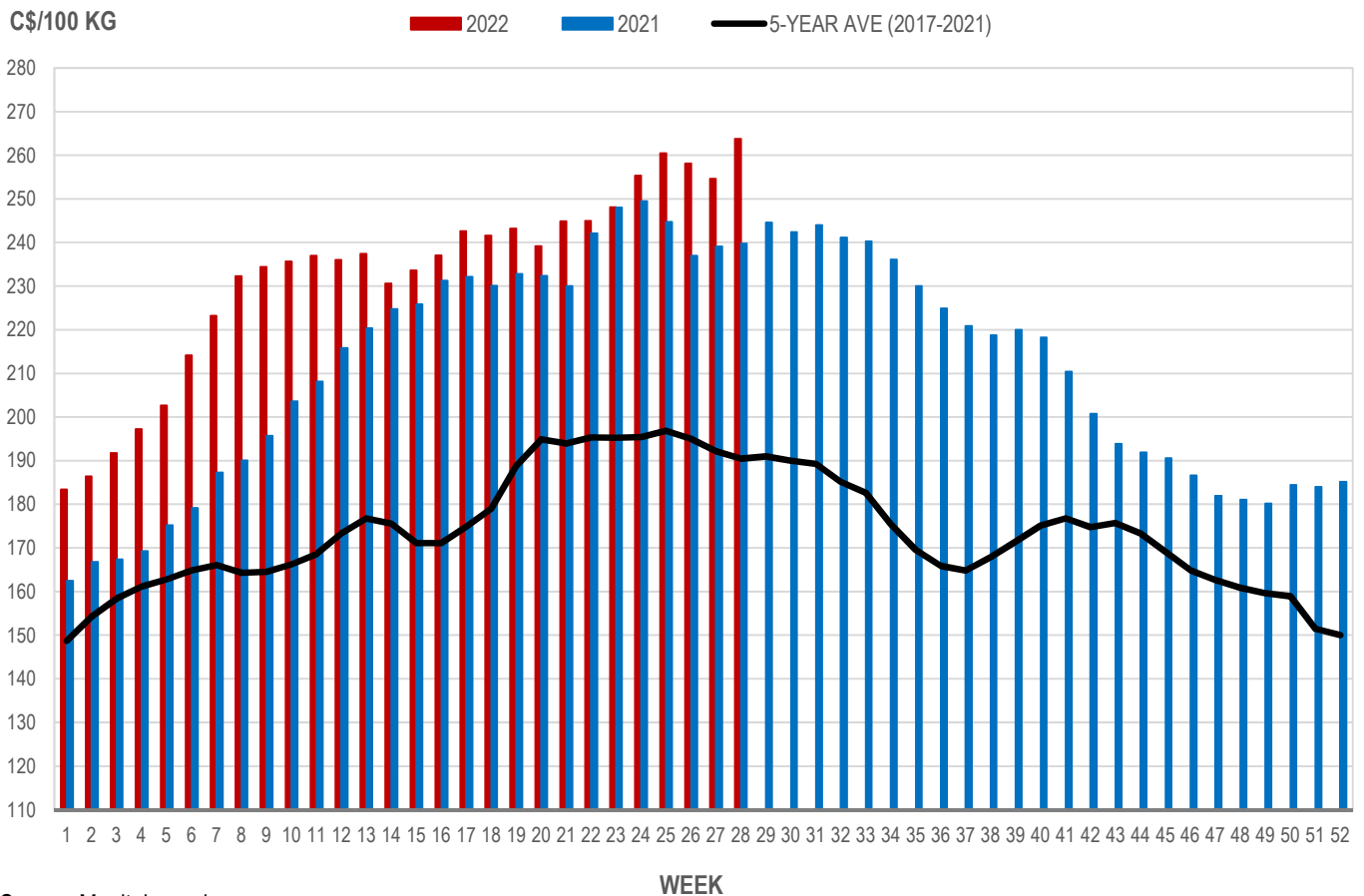
Source: Manitoba major processors.

Index 100, C\$/100 kg

Week	Week ending date	2022	2021	Change from Previous Week	Change from Previous Year
25	2022-06-24	260.48	244.68	2.0%	6.5%
26	2022-07-01	258.06	236.96	-0.9%	8.9%
27	2022-07-08	254.54	239.10	-1.4%	6.5%
28	2022-07-15	263.78	239.71	3.6%	10.0%
Four week average		259.22	240.11	-	8.0%

Source: Manitoba major processors.

MANITOBA WEIGHTED AVERAGE INDEX 100 HOG PRICES WEEKLY



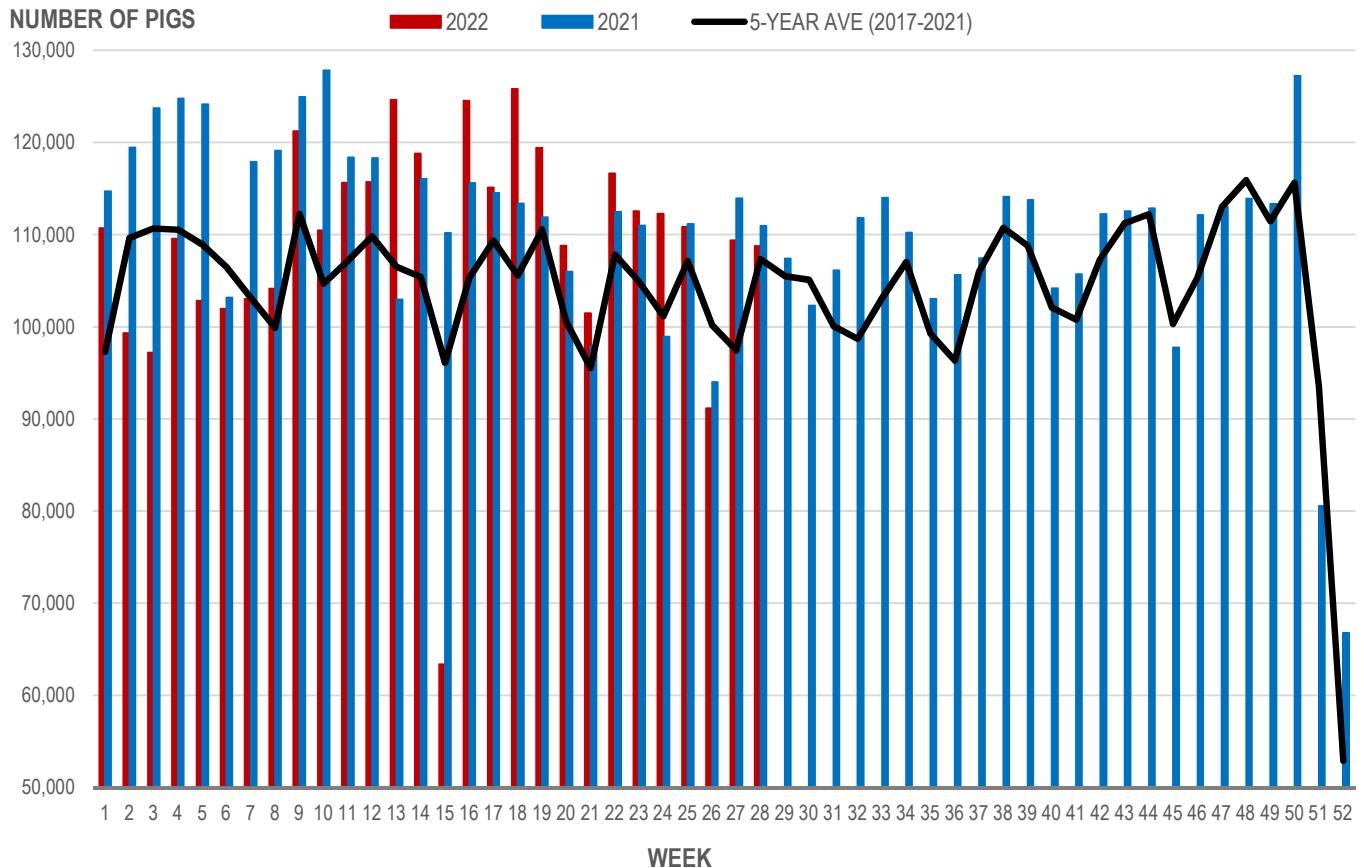
Source: Manitoba major processors

Number of Pigs Processed by Major Processors

Week	Week ending date	2022	2021	Change from Previous Week	Change from Previous Year
25	2022-06-24	110,860	111,155	-1.3%	-0.3%
26	2022-07-01	91,130	94,007	-17.8%	-3.1%
27	2022-07-08	109,382	113,932	20.0%	-4.0%
28	2022-07-15	108,772	110,929	-0.6%	-1.9%
Four week average		105,036	107,506	-	-2.3%

Source: Manitoba major processors.

NUMBER OF PIGS PROCESSED BY MAJOR PROCESSORS WEEKLY



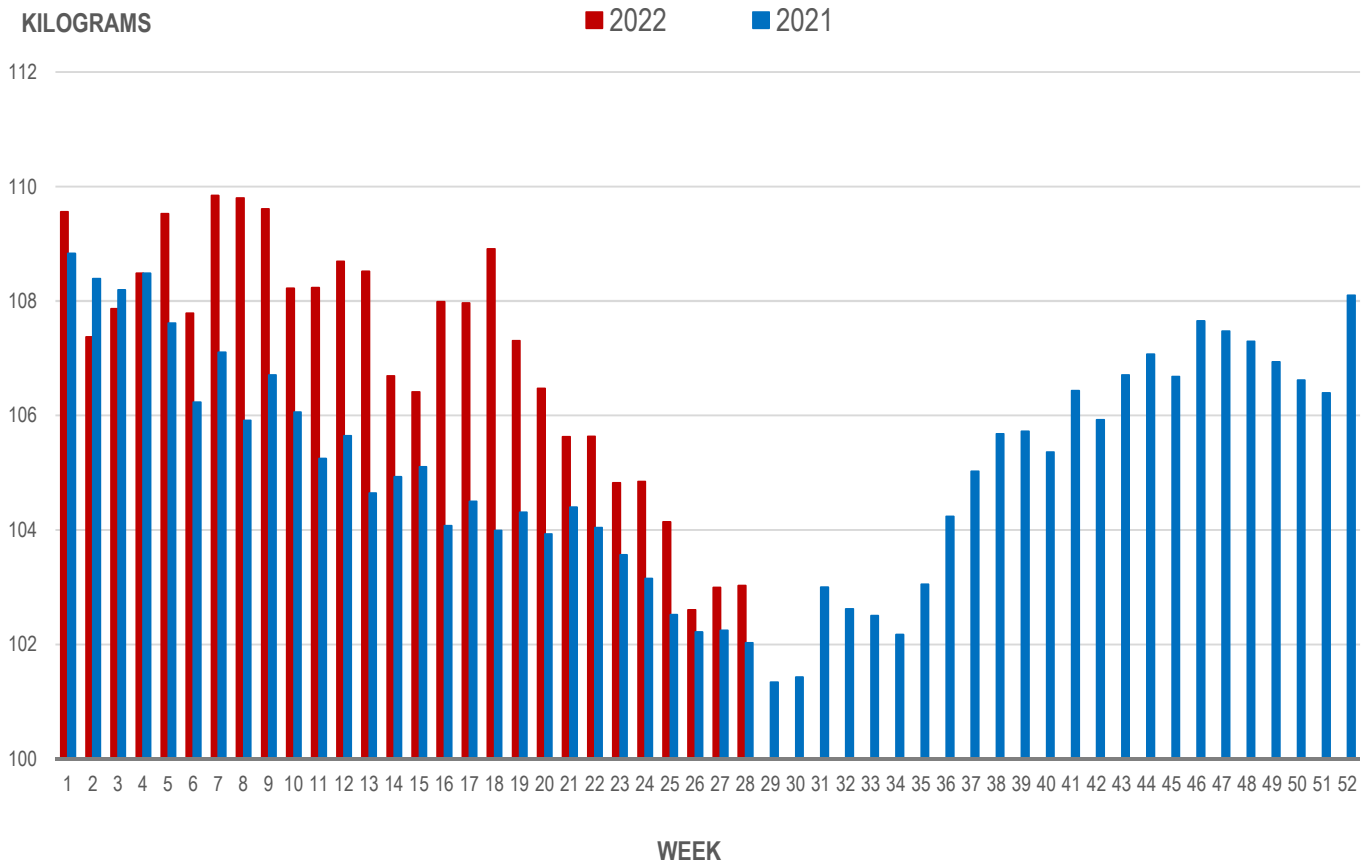
Source: Manitoba major processors

Average Weight of Hogs Processed by Major Processors, Kg

Week	Week ending date	2022	2021	Change from Previous Week	Change from Previous Year
25	2022-06-24	104.14	102.51	-0.7%	1.6%
26	2022-07-01	102.60	102.21	-1.5%	0.4%
27	2022-07-08	102.99	102.24	0.4%	0.7%
28	2022-07-15	103.02	102.03	0.0%	1.0%
Four week average		103.19	102.25	-	0.9%

Source: Manitoba major processors.

AVERAGE WEIGHT OF HOGS PROCESSED BY MAJOR PROCESSORS WEEKLY



Source: Manitoba major processors

CME FUTURES PRICES, US\$/lb, Friday settle price

	LEAN HOG	Change *	PORK CUTOUT	Change *
July 2022	114.90	2.05	117.50	4.70
Aug 2022	109.83	0.65	114.53	1.80
Oct 2022	92.60	-1.40	104.15	-1.68
Dec 2022	84.05	-1.70	95.05	-2.05
Feb 2023	87.35	-1.13	95.95	-1.43
Apr 2023	90.75	-0.85	97.78	-1.38
May 2023	94.35	-0.50	100.83	-1.00
Jun 2023	99.10	-0.78	107.53	-1.00
Jul 2023	98.63	-0.80	106.28	-1.00
Aug 2023	96.98	-0.33	105.75	-1.00
Oct 2023	83.60	-1.00	96.55	-1.00
Dec 2023	77.50	-1.20	89.93	-1.00

Source: CME

* Price change from previous week, US\$

MAPLE LEAF Sig #4 - Contract Prices Top of Range

	Sig #4 Price C\$/100 kg	Change *
Aug 2022	236.36	-4.54
Sep 2022	211.76	-1.87
Oct 2022	206.55	-1.94
Nov 2022	199.84	-2.11
Dec 2022	190.82	-2.15
Jan 2023	192.96	0.70
Feb 2023	200.41	0.78
Mar 2023	198.54	1.95

Source: HAMs Marketing

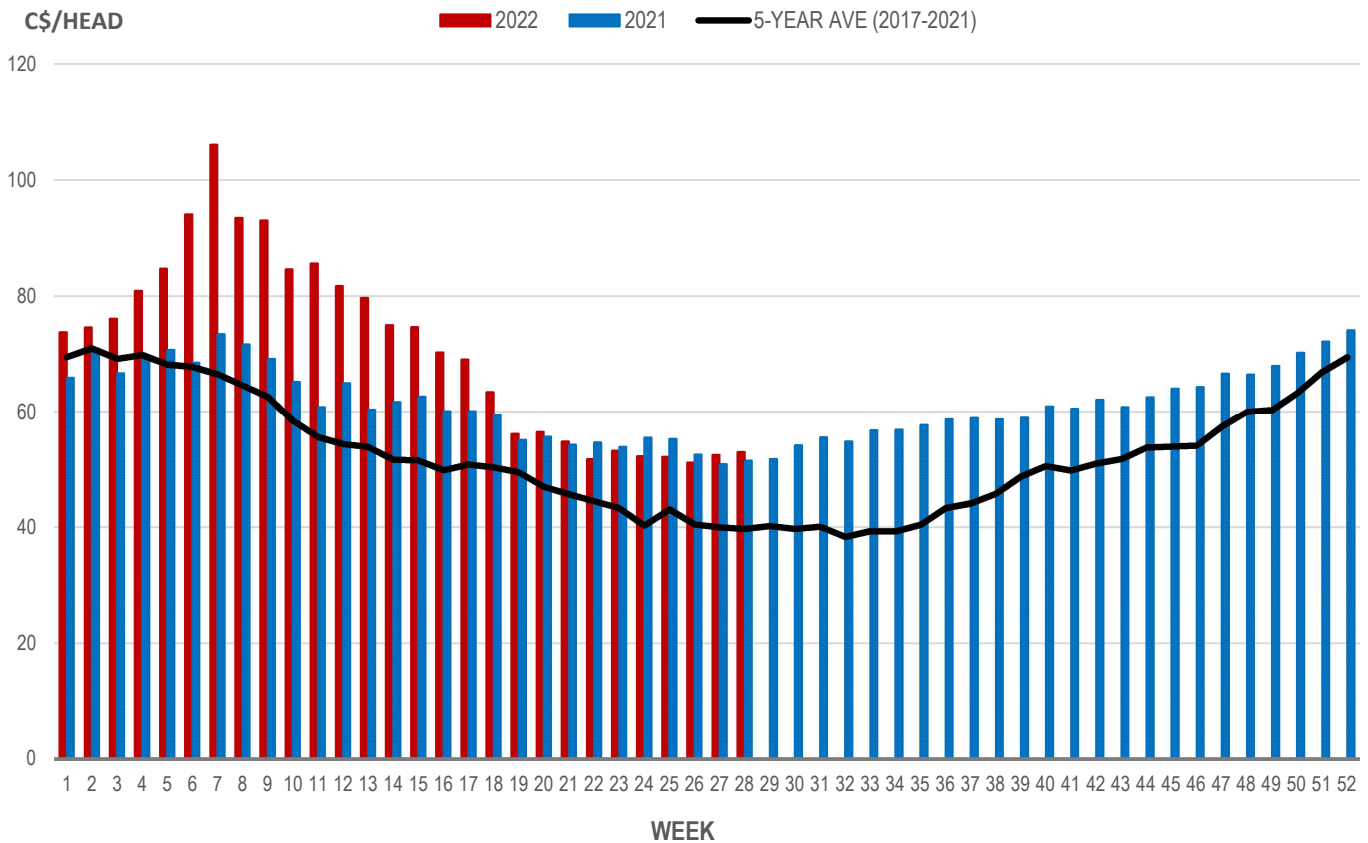
* Price change from previous week, C\$

Weaning Pigs (U.S. Total Composite Weighted Average Price per Head)

	Formula and Cash Low, US\$/Head	Formula and Cash High, US\$/Head	Wtd Avg Price, US\$/Head	Wtd Avg Price, C\$/Head
Early Weaned (10-12 lb)	31.00	50.51	40.64	52.99
Feeder Pigs (40 lb)	59.00	73.00	68.06	88.74

Source: USDA, AMS

EARLY WEANED PIGS (U.S. TOTAL COMPOSITE WEIGHTED AVERAGE PRICE PER HEAD) WEEKLY



Source: USDA, AMS

Contact us

Go to manitoba.ca/agriculture and click on Markets and Statistics

Email us at industryintelligence@gov.mb.ca

Follow us on Twitter @MBGovAg