

MANITOBA MARKETS

Hog Prices



July 5, 2022

For definitions of how data is collected and calculated, please see

[MANITOBA MARKETS DEFINITIONS AND METHODOLOGIES](#)

Exchange rates (Friday close)

1 US \$ = C \$1.2886

1 EURO = C \$1.3467

1 Yen = C \$0.00949

<https://www.bankofcanada.ca/rates/exchange/daily-exchange-rates/>

View the interactive hog dashboards for current and historical charts:

<https://www.gov.mb.ca/agriculture/markets-and-statistics/livestock-statistics/livestock-market-prices-current.html>

Manitoba Weighted Average Carcass Prices (including premiums and discounts)

All In Weights C\$/100 kg

Week	Week ending date	2022	2021	Change from Previous Week	Change from Previous Year
23	2022-06-10	260.21	260.83	1.1%	-0.2%
24	2022-06-17	267.68	261.53	2.9%	2.4%
25	2022-06-24	272.99	257.42	2.0%	6.0%
26	2022-07-01	270.95	248.16	-0.7%	9.2%
Four week average		267.96	256.99	-	4.3%

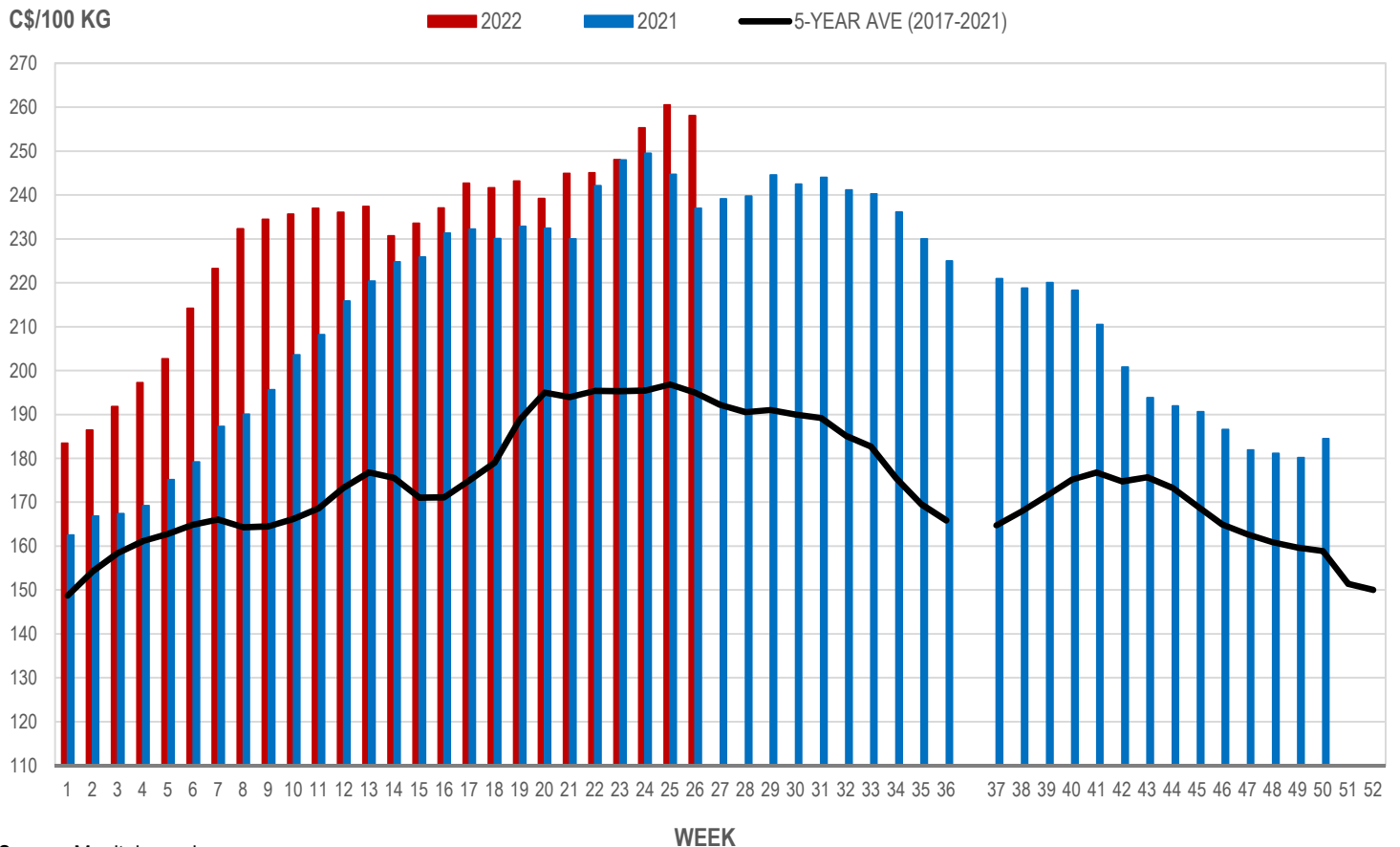
Source: Manitoba major processors.

Index 100, C\$/100 kg

Week	Week ending date	2022	2021	Change from Previous Week	Change from Previous Year
23	2022-06-10	248.02	247.96	1.2%	0.0%
24	2022-06-17	255.28	249.47	2.9%	2.3%
25	2022-06-24	260.48	244.68	2.0%	6.5%
26	2022-07-01	258.06	236.96	-0.9%	8.9%
Four week average		255.46	244.77	-	4.4%

Source: Manitoba major processors.

MANITOBA WEIGHTED AVERAGE INDEX 100 HOG PRICES WEEKLY



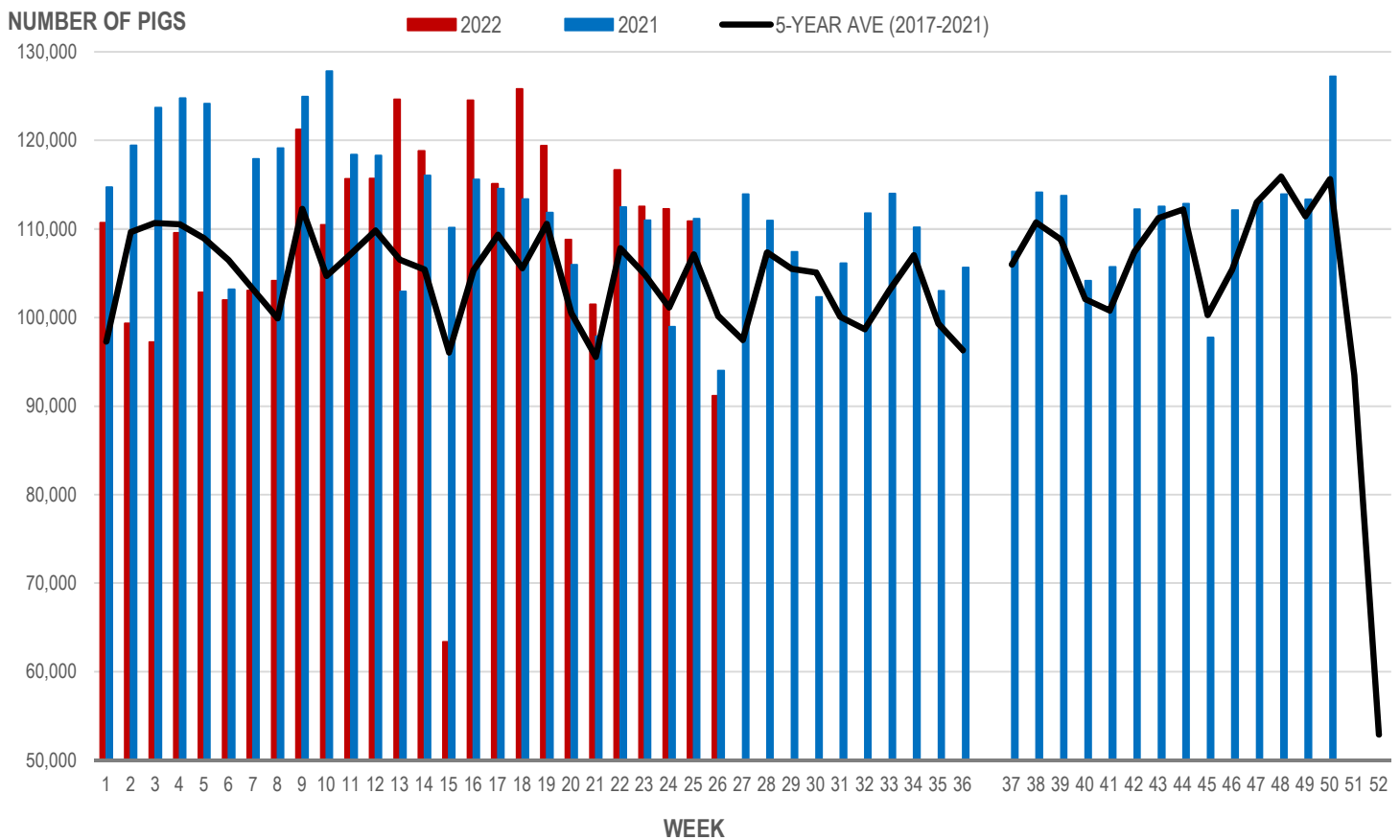
Source: Manitoba major processors

Number of Pigs Processed by Major Processors

Week	Week ending date	2022	2021	Change from Previous Week	Change from Previous Year
23	2022-06-10	112,543	110,976	-3.5%	1.4%
24	2022-06-17	112,273	98,946	-0.2%	13.5%
25	2022-06-24	110,860	111,155	-1.3%	-0.3%
26	2022-07-01	91,130	94,007	-17.8%	-3.1%
Four week average		106,702	103,771	-	2.8%

Source: Manitoba major processors.

NUMBER OF PIGS PROCESSED BY MAJOR PROCESSORS WEEKLY



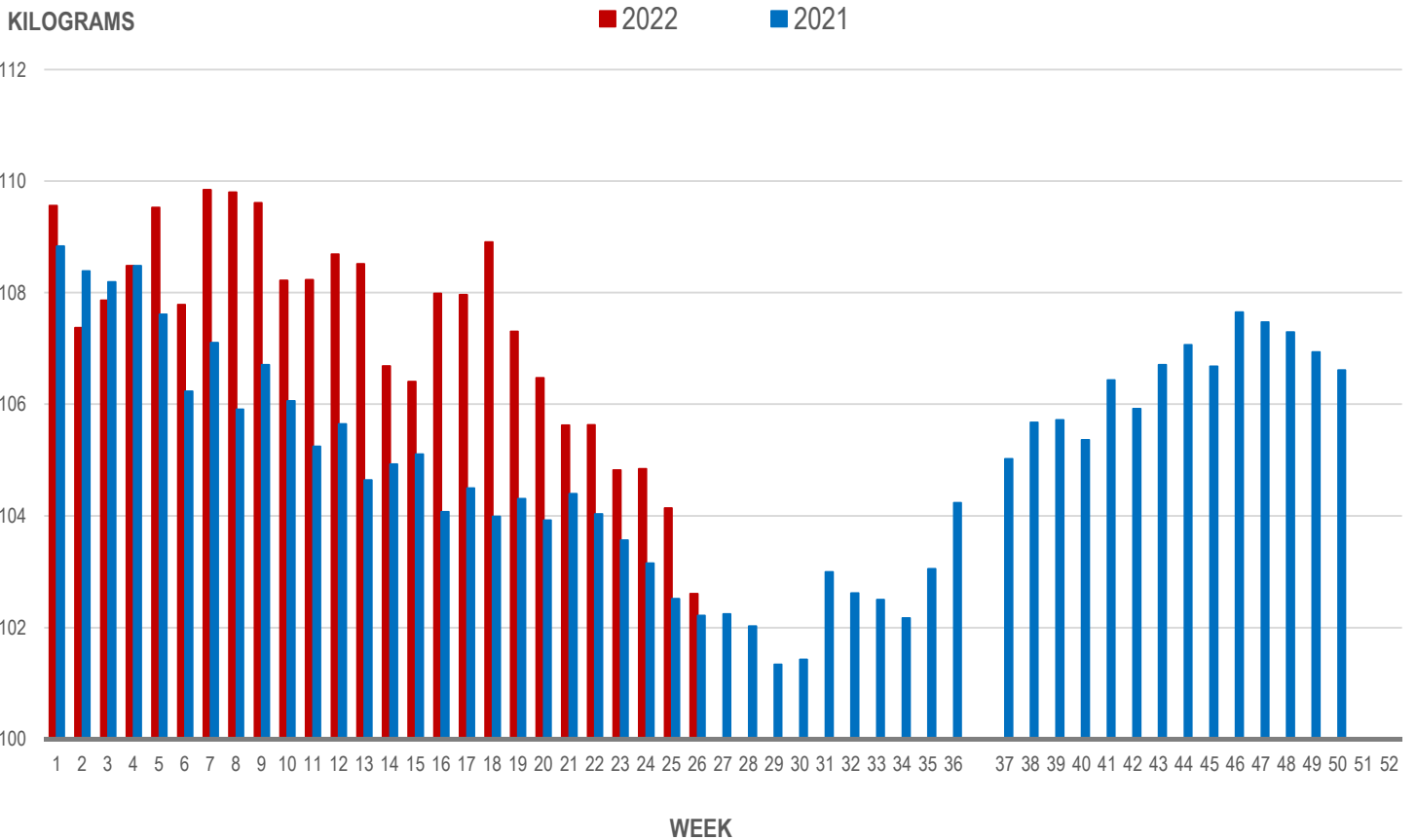
Source: Manitoba major processors

Average Weight of Hogs Processed by Major Processors, Kg

Week	Week ending date	2022	2021	Change from Previous Week	Change from Previous Year
23	2022-06-10	104.82	103.56	-0.8%	1.2%
24	2022-06-17	104.84	103.15	0.0%	1.6%
25	2022-06-24	104.14	102.51	-0.7%	1.6%
26	2022-07-01	102.60	102.21	-1.5%	0.4%
Four week average		104.10	102.86	-	1.2%

Source: Manitoba major processors.

AVERAGE WEIGHT OF HOGS PROCESSED BY MAJOR PROCESSORS WEEKLY



Source: Manitoba major processors

CME FUTURES PRICES, US\$/lb, Friday settle price

	LEAN HOG	Change *	PORK CUTOUT	Change *
July 2022	109.60	-1.33	110.75	-1.10
Aug 2022	102.98	-3.80	108.20	-3.75
Oct 2022	88.93	-3.40	100.58	-3.40
Dec 2022	82.98	-2.33	93.70	-2.45
Feb 2023	87.55	-1.80	96.13	-1.58
Apr 2023	91.35	-1.70	98.70	-1.90
May 2023	94.58	-1.93	101.23	-1.90
Jun 2023	99.50	-1.93	107.93	-1.90
Jul 2023	99.43	-1.68	106.68	-1.90
Aug 2023	97.75	-1.88	106.15	-1.90
Oct 2023	85.00	-1.90	96.95	-1.90
Dec 2023	78.90	-2.00	90.33	-1.90

Source: CME

* Price change from previous week, US\$

MAPLE LEAF Sig #4 - Contract Prices Top of Range

	Sig #4 Price C\$/100 kg	Change *
Aug 2022	230.30	-3.73
Sep 2022	205.13	-2.98
Oct 2022	199.73	-3.79
Nov 2022	196.53	-3.70
Dec 2022	187.59	-3.67
Jan 2023	190.82	-3.28
Feb 2023	198.14	-3.33
Mar 2023	197.39	-2.31

Source: HAMs Marketing

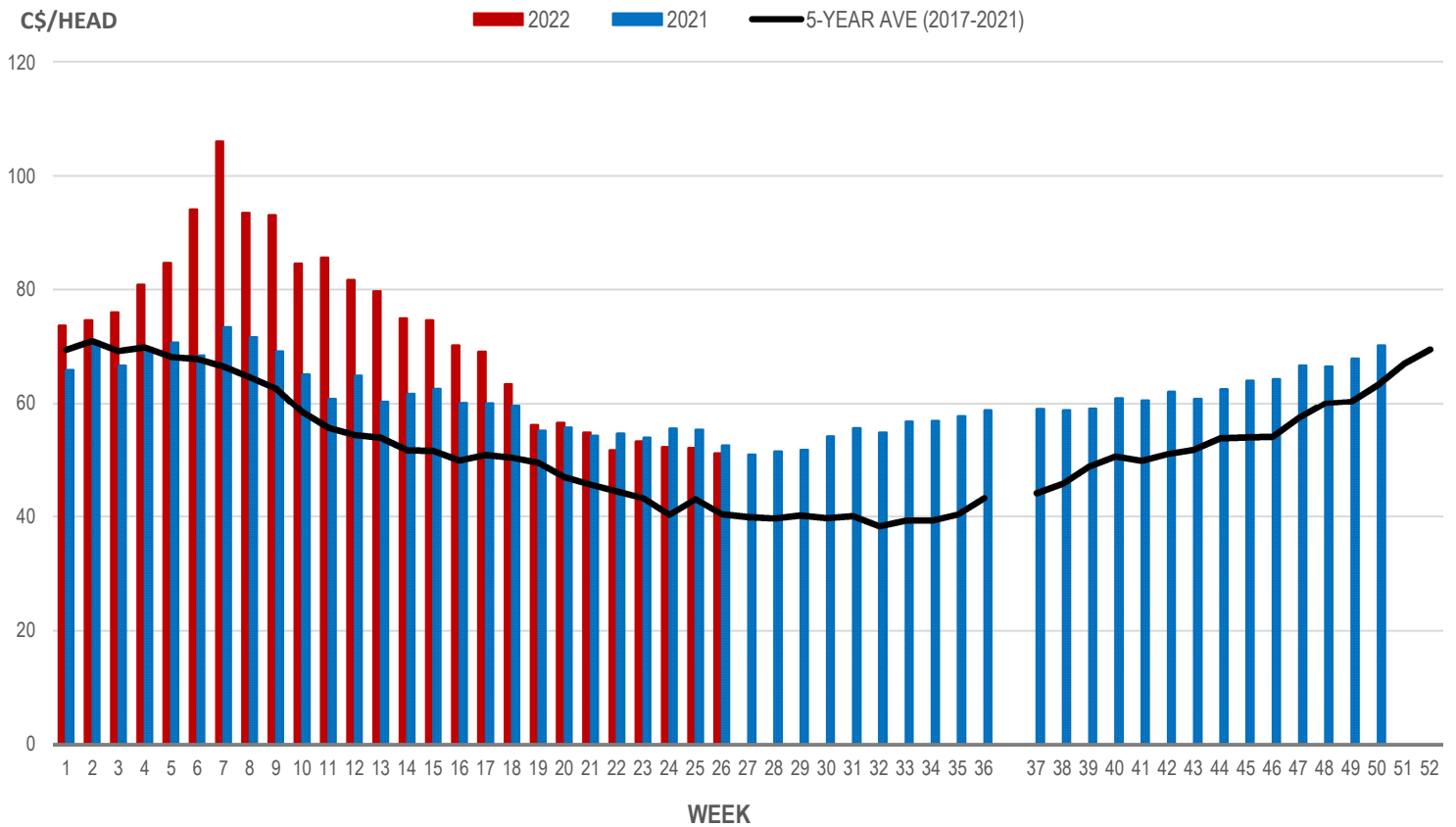
* Price change from previous week, C\$

Weaning Pigs (U.S. Total Composite Weighted Average Price per Head)

	Formula and Cash Low, US\$/Head	Formula and Cash High, US\$/Head	Wtd Avg Price, US\$/Head	Wtd Avg Price, C\$/Head
Early Weaned (10-12 lb)	23.00	49.47	39.68	51.13
Feeder Pigs (40 lb)	60.00	71.00	68.74	88.58

Source: USDA, AMS

EARLY WEANED PIGS (U.S. TOTAL COMPOSITE WEIGHTED AVERAGE PRICE PER HEAD) WEEKLY



Source: USDA, AMS

Contact us

Go to manitoba.ca/agriculture and click on Markets and Statistics

Email us at industryintelligence@gov.mb.ca

Follow us on Twitter @MBGovAg