

MANITOBA MARKETS

Hog Prices



June 21, 2022

For definitions of how data is collected and calculated, please see
[MANITOBA MARKETS DEFINITIONS AND METHODOLOGIES](#)

Exchange rates (Friday close)

1 US \$ = C \$1.3035

1 EURO = C \$1.3662

1 Yen = C \$0.00966

<https://www.bankofcanada.ca/rates/exchange/daily-exchange-rates/>

View the interactive hog dashboards for current and historical charts:

<https://www.gov.mb.ca/agriculture/markets-and-statistics/livestock-statistics/livestock-market-prices-current.html>

Manitoba Weighted Average Carcass Prices (including premiums and discounts)

All In Weights C\$/100 kg

Week	Week ending date	2022	2021	Change from Previous Week	Change from Previous Year
21	2022-05-27	256.18	241.42	1.5%	6.1%
22	2022-06-03	257.42	254.71	0.5%	1.1%
23	2022-06-10	260.21	260.83	1.1%	-0.2%
24	2022-06-17	267.68	261.53	2.9%	2.4%
Four week average		260.37	254.62	-	2.3%

Source: Manitoba major processors.

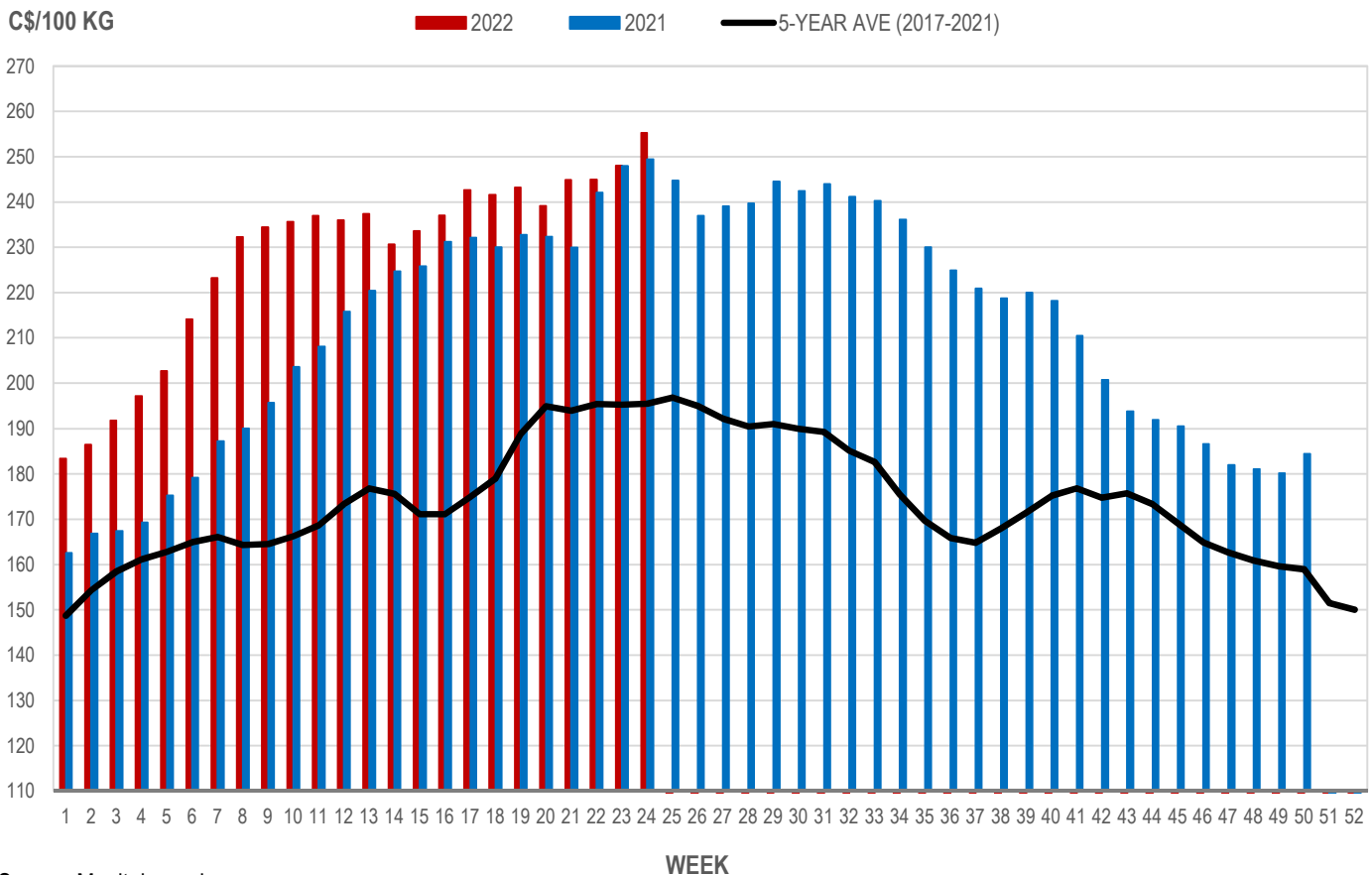


Index 100, C\$/100 kg

Week	Week ending date	2022	2021	Change from Previous Week	Change from Previous Year
21	2022-05-27	244.85	229.97	2.4%	6.5%
22	2022-06-03	245.00	242.08	0.1%	1.2%
23	2022-06-10	248.02	247.96	1.2%	0.0%
24	2022-06-17	255.28	249.47	2.9%	2.3%
Four week average		248.29	242.37	-	2.4%

Source: Manitoba major processors.

MANITOBA WEIGHTED AVERAGE INDEX 100 HOG PRICES WEEKLY



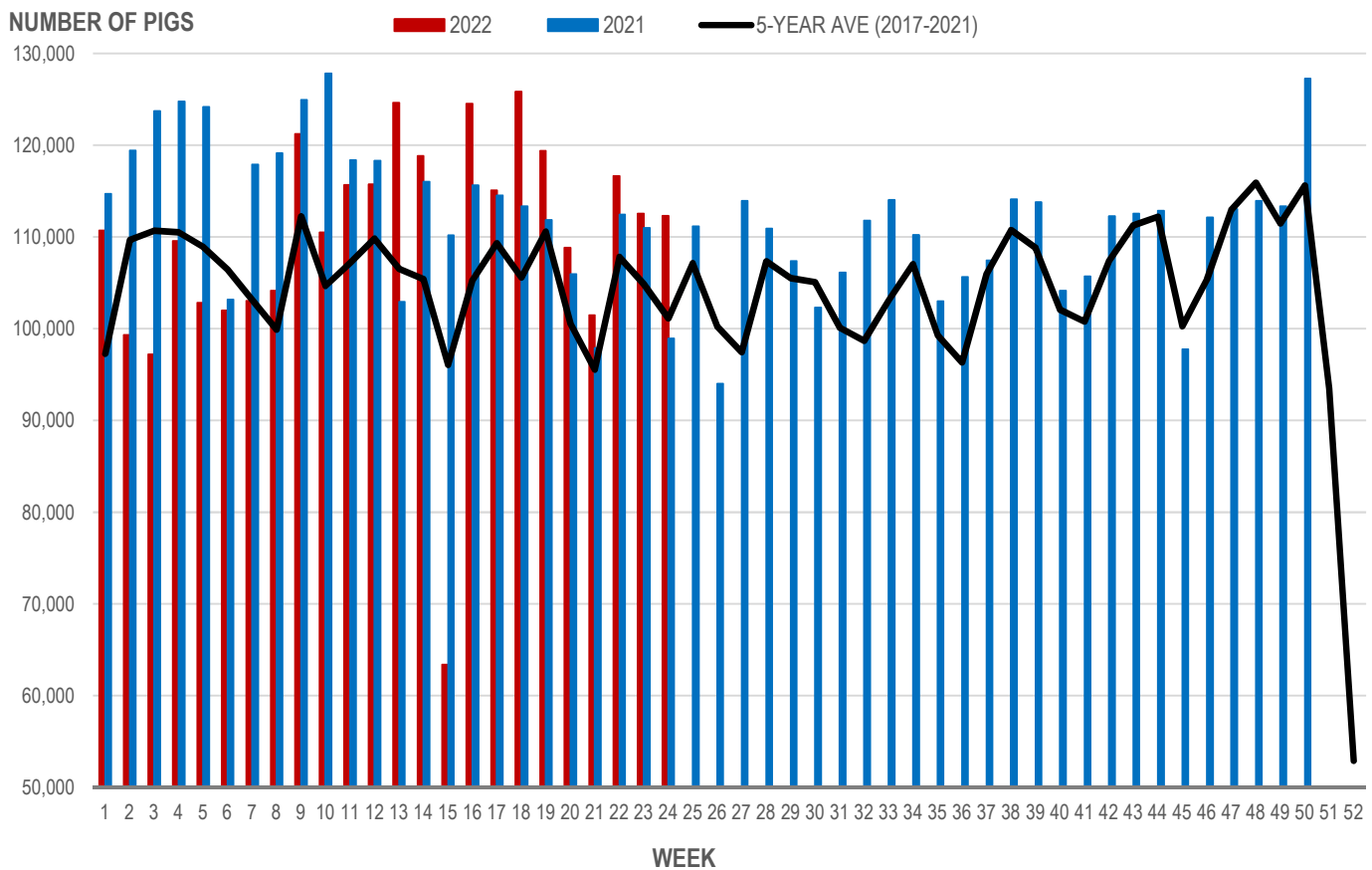
Source: Manitoba major processors

Number of Pigs Processed by Major Processors

Week	Week ending date	2022	2021	Change from Previous Week	Change from Previous Year
21	2022-05-27	101,451	97,873	-6.8%	3.7%
22	2022-06-03	116,635	112,465	15.0%	3.7%
23	2022-06-10	112,543	110,976	-3.5%	1.4%
24	2022-06-17	112,273	98,946	-0.2%	13.5%
Four week average		110,726	105,065	-	5.4%

Source: Manitoba major processors.

NUMBER OF PIGS PROCESSED BY MAJOR PROCESSORS WEEKLY



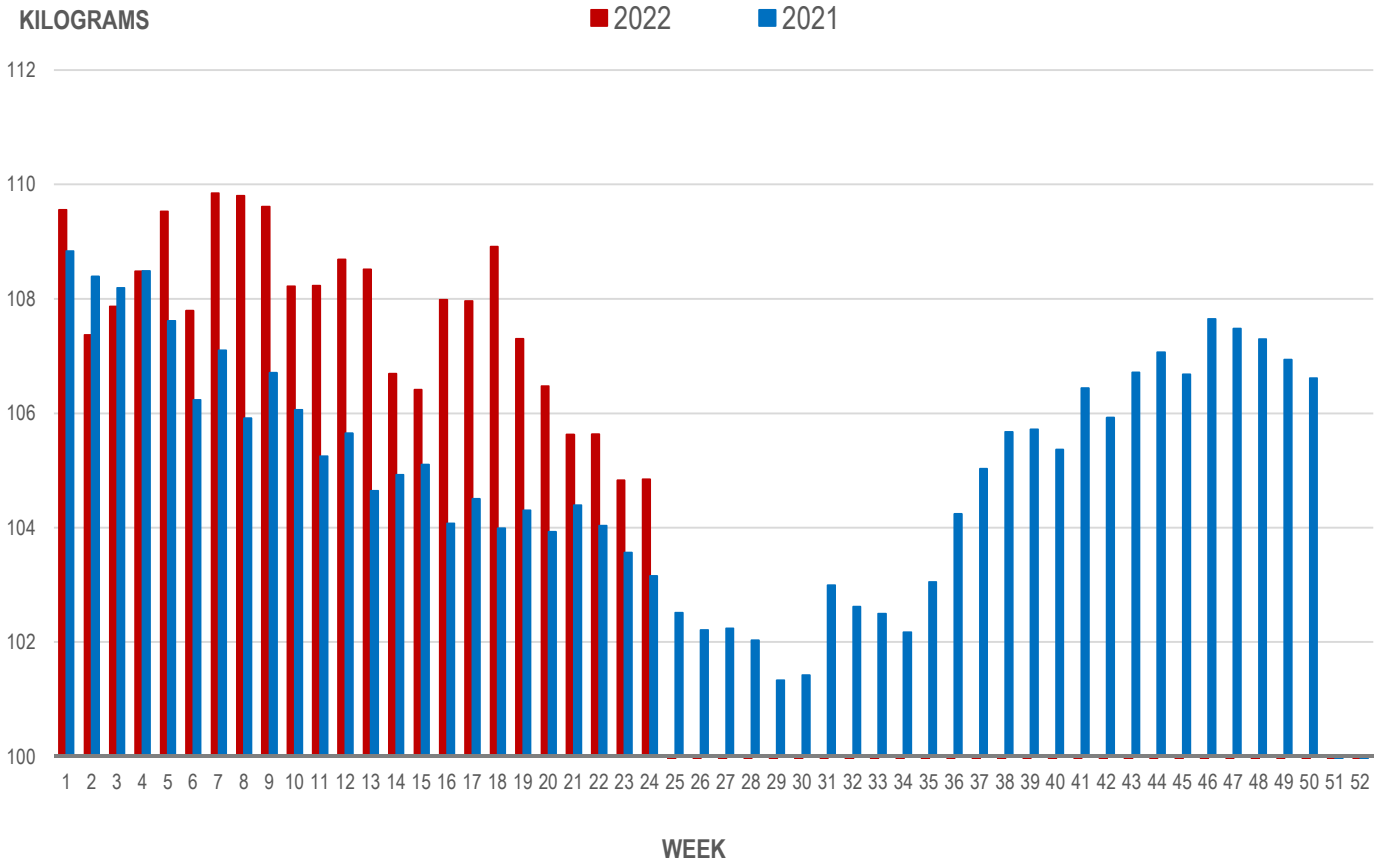
Source: Manitoba major processors

Average Weight of Hogs Processed by Major Processors, Kg

Week	Week ending date	2022	2021	Change from Previous Week	Change from Previous Year
21	2022-05-27	105.62	104.39	-0.8%	1.2%
22	2022-06-03	105.63	104.04	0.0%	1.5%
23	2022-06-10	104.82	103.56	-0.8%	1.2%
24	2022-06-17	104.84	103.15	0.0%	1.6%
Four week average		105.23	103.79	-	1.4%

Source: Manitoba major processors.

AVERAGE WEIGHT OF HOGS PROCESSED BY MAJOR PROCESSORS WEEKLY



Source: Manitoba major processors

CME FUTURES PRICES, US\$/lb, Friday settle price

	LEAN HOG	Change *	PORK CUTOUT	Change *
July 2022	111.00	5.53	115.18	3.90
Aug 2022	107.88	4.13	114.03	3.88
Oct 2022	93.70	1.13	105.33	1.08
Dec 2022	86.93	0.35	98.10	0.20
Feb 2023	90.68	0.20	99.35	-0.25
Apr 2023	93.93	0.17	101.73	0.15
May 2023	97.15	0.20	104.25	0.15
Jun 2023	101.93	0.02	110.95	0.15
Jul 2023	101.93	0.00	109.70	0.15
Aug 2023	100.13	0.30	109.18	0.15
Oct 2023	87.88	0.67	99.98	0.15
Dec 2023	82.00	NA	93.35	NA

Source: CME

* Price change from previous week, US\$

MAPLE LEAF Sig #4 - Contract Prices Top of Range

	Sig #4 Price C\$/100 kg	Change *
July 2022	244.27	16.74
Aug 2022	241.77	14.72
Sep 2022	214.70	7.81
Oct 2022	209.37	7.63
Nov 2022	205.25	5.56
Dec 2022	196.22	5.40
Jan 2023	198.22	5.31
Feb 2023	205.63	5.45
Mar 2023	203.57	3.55

Source: HAMs Marketing

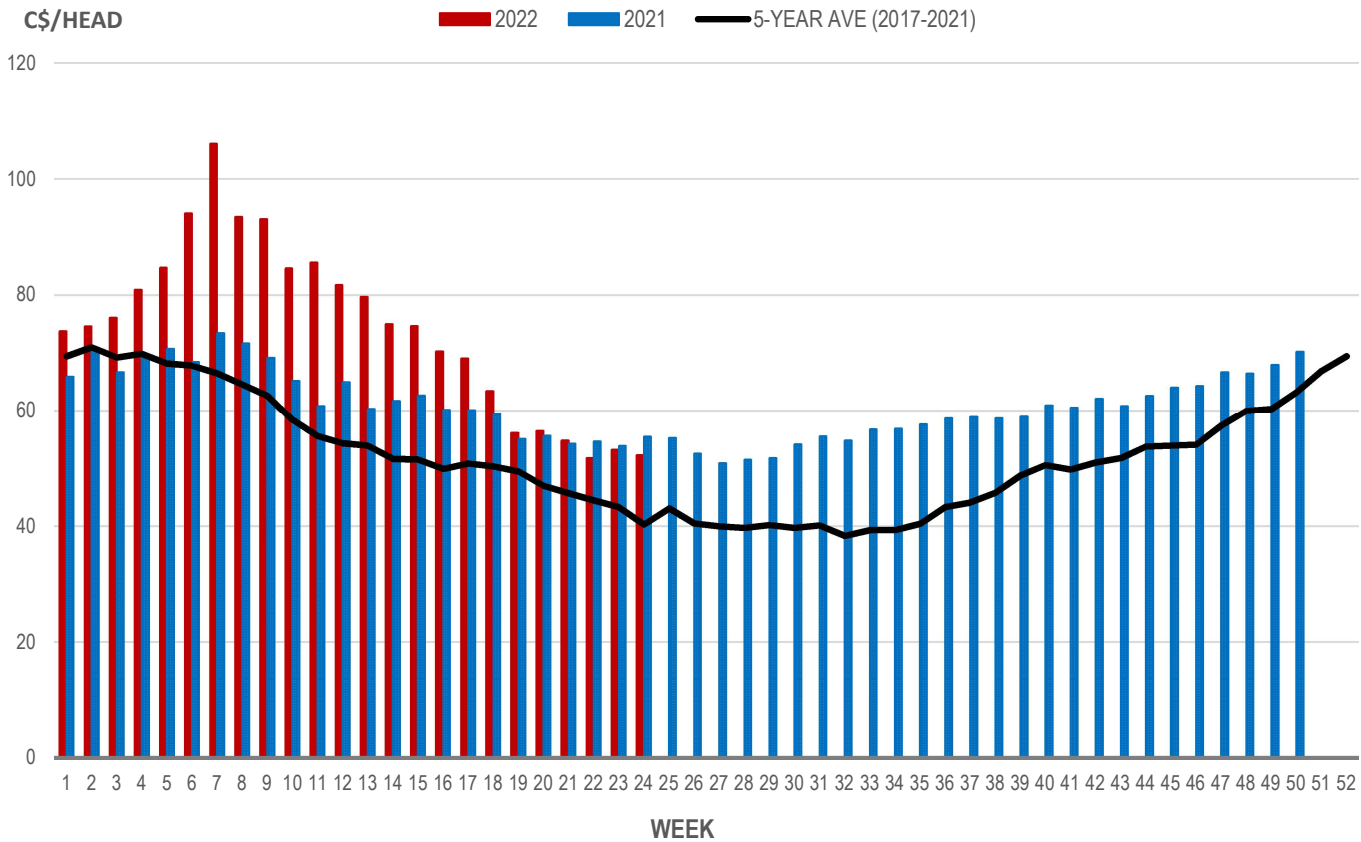
* Price change from previous week, C\$

Weaning Pigs (U.S. Total Composite Weighted Average Price per Head)

	Formula and Cash Low, US\$/Head	Formula and Cash High, US\$/Head	Wtd Avg Price, US\$/Head	Wtd Avg Price, C\$/Head
Early Weaned (10-12 lb)	30.00	50.48	40.09	52.26
Feeder Pigs (40 lb)	60.00	71.00	65.43	85.29

Source: USDA, AMS

EARLY WEANED PIGS (U.S. TOTAL COMPOSITE WEIGHTED AVERAGE PRICE PER HEAD) WEEKLY



Source: USDA, AMS

Contact us

Go to manitoba.ca/agriculture and click on Markets and Statistics

Email us at industryintelligence@gov.mb.ca

Follow us on Twitter @MBGovAg