

MANITOBA MARKETS

Hog Prices



May 17, 2022

For definitions of how data is collected and calculated, please see

[MANITOBA MARKETS DEFINITIONS AND METHODOLOGIES](#)

Exchange rates (Friday close)

1 US \$ = C \$1.2953

1 EURO = C \$1.3465

1 Yen = C \$0.01002

<https://www.bankofcanada.ca/rates/exchange/daily-exchange-rates/>

View the interactive hog dashboards for current and historical charts:

<https://www.gov.mb.ca/agriculture/markets-and-statistics/livestock-statistics/livestock-market-prices-current.html>

Manitoba Weighted Average Carcass Prices (including premiums and discounts)

All In Weights C\$/100 kg

Week	Week ending date	2022	2021	Change from Previous Week	Change from Previous Year
16	2022-04-22	248.95	243.39	2.1%	2.3%
17	2022-04-29	254.61	244.55	2.3%	4.1%
18	2022-05-06	252.60	242.31	-0.8%	4.2%
19	2022-05-13	255.27	245.24	1.1%	4.1%
Four week average		252.86	243.87	-	3.7%

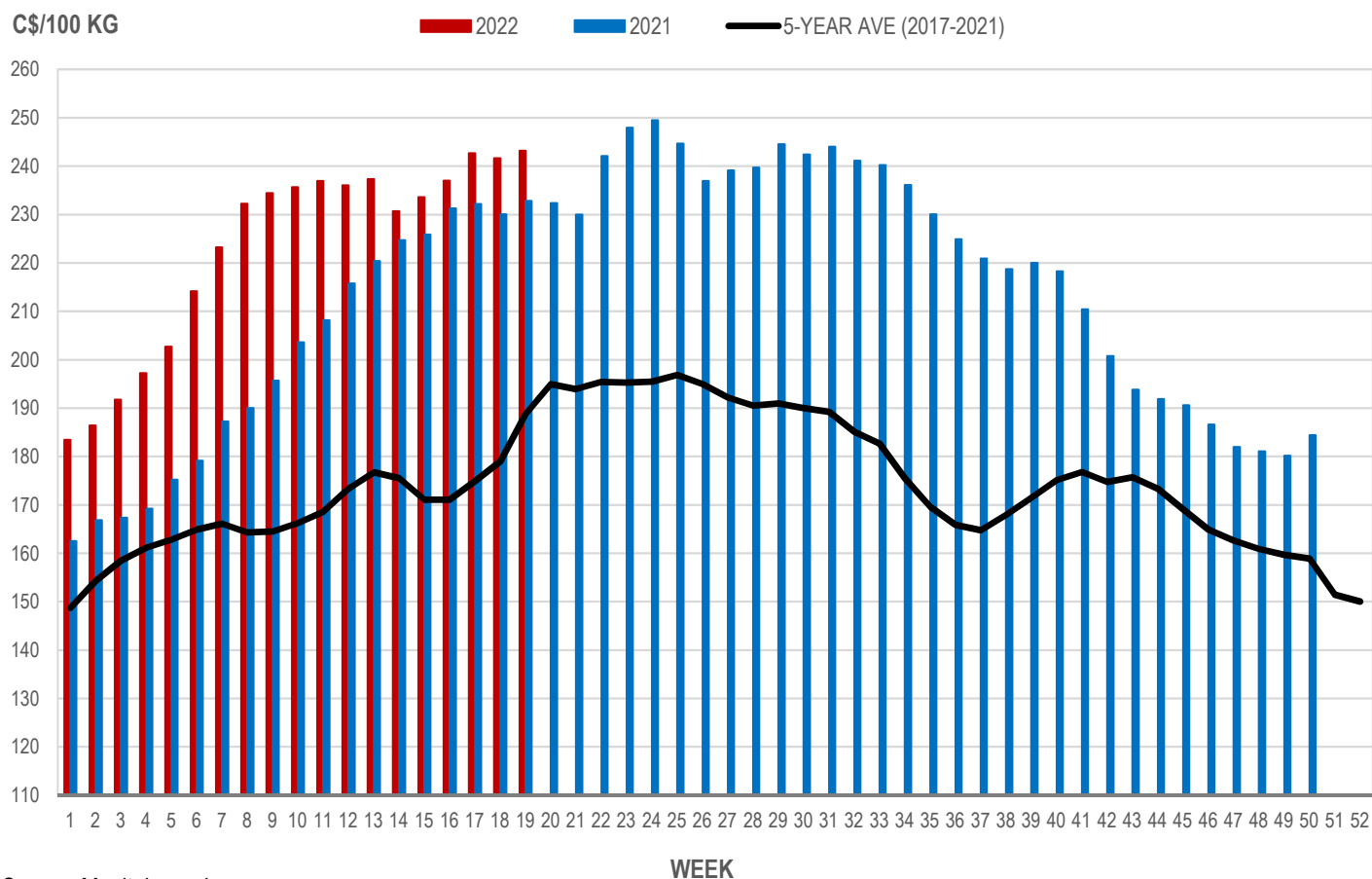
Source: Manitoba major processors.

Index 100, C\$/100 kg

Week	Week ending date	2022	2021	Change from Previous Week	Change from Previous Year
16	2022-04-22	237.01	231.27	1.5%	2.5%
17	2022-04-29	242.64	232.16	2.4%	4.5%
18	2022-05-06	241.62	230.04	-0.4%	5.0%
19	2022-05-13	243.17	232.79	0.6%	4.5%
Four week average		241.11	231.56	-	4.1%

Source: Manitoba major processors.

MANITOBA WEIGHTED AVERAGE INDEX 100 HOG PRICES WEEKLY



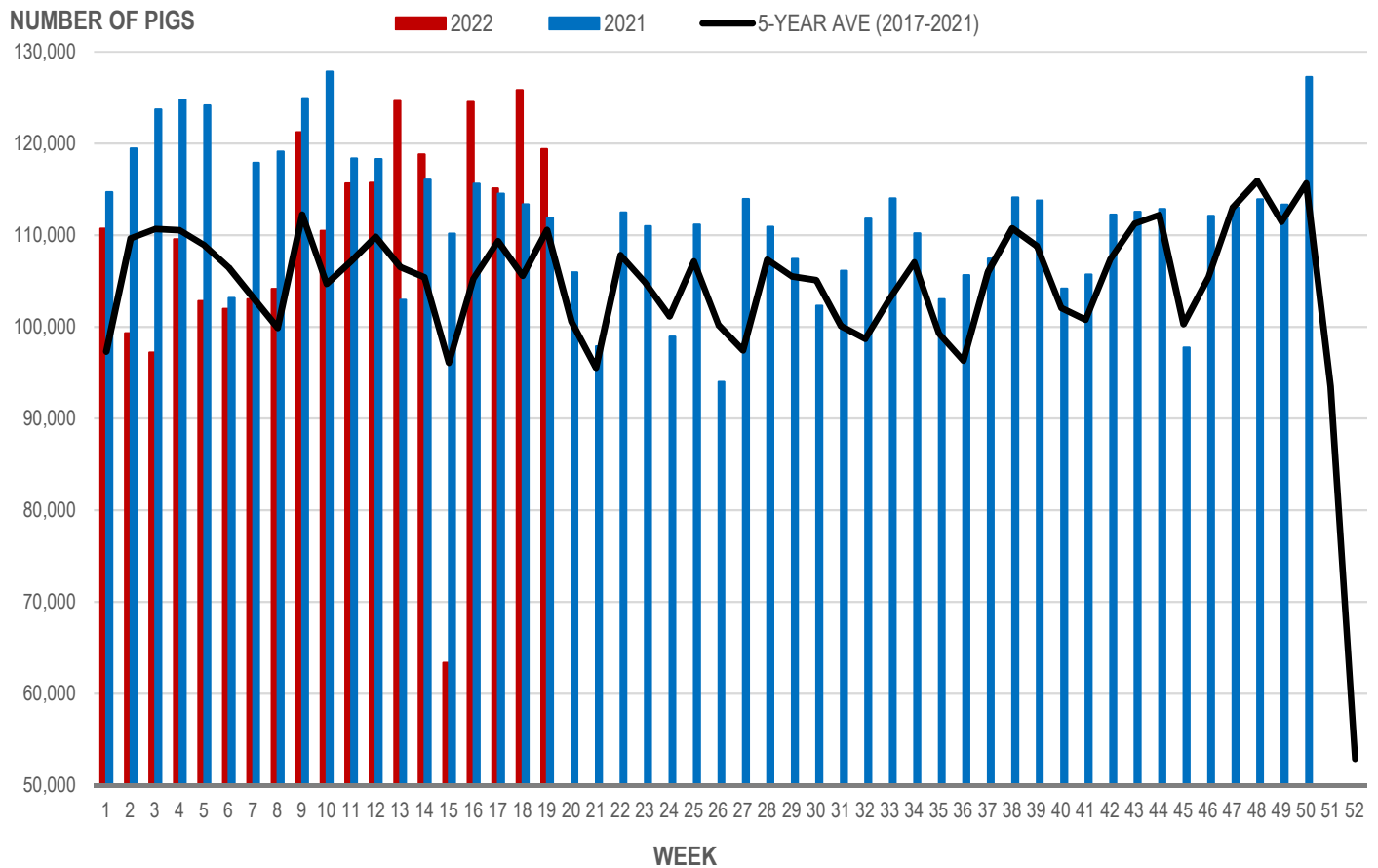
Source: Manitoba major processors

Number of Pigs Processed by Major Processors

Week	Week ending date	2022	2021	Change from Previous Week	Change from Previous Year
16	2022-04-22	124,527	115,602	96.5%	7.7%
17	2022-04-29	115,087	114,529	-7.6%	0.5%
18	2022-05-06	125,833	113,353	9.3%	11.0%
19	2022-05-13	119,405	111,852	-5.1%	6.8%
Four week average		121,213	113,834	-	6.5%

Source: Manitoba major processors.

NUMBER OF PIGS PROCESSED BY MAJOR PROCESSORS WEEKLY



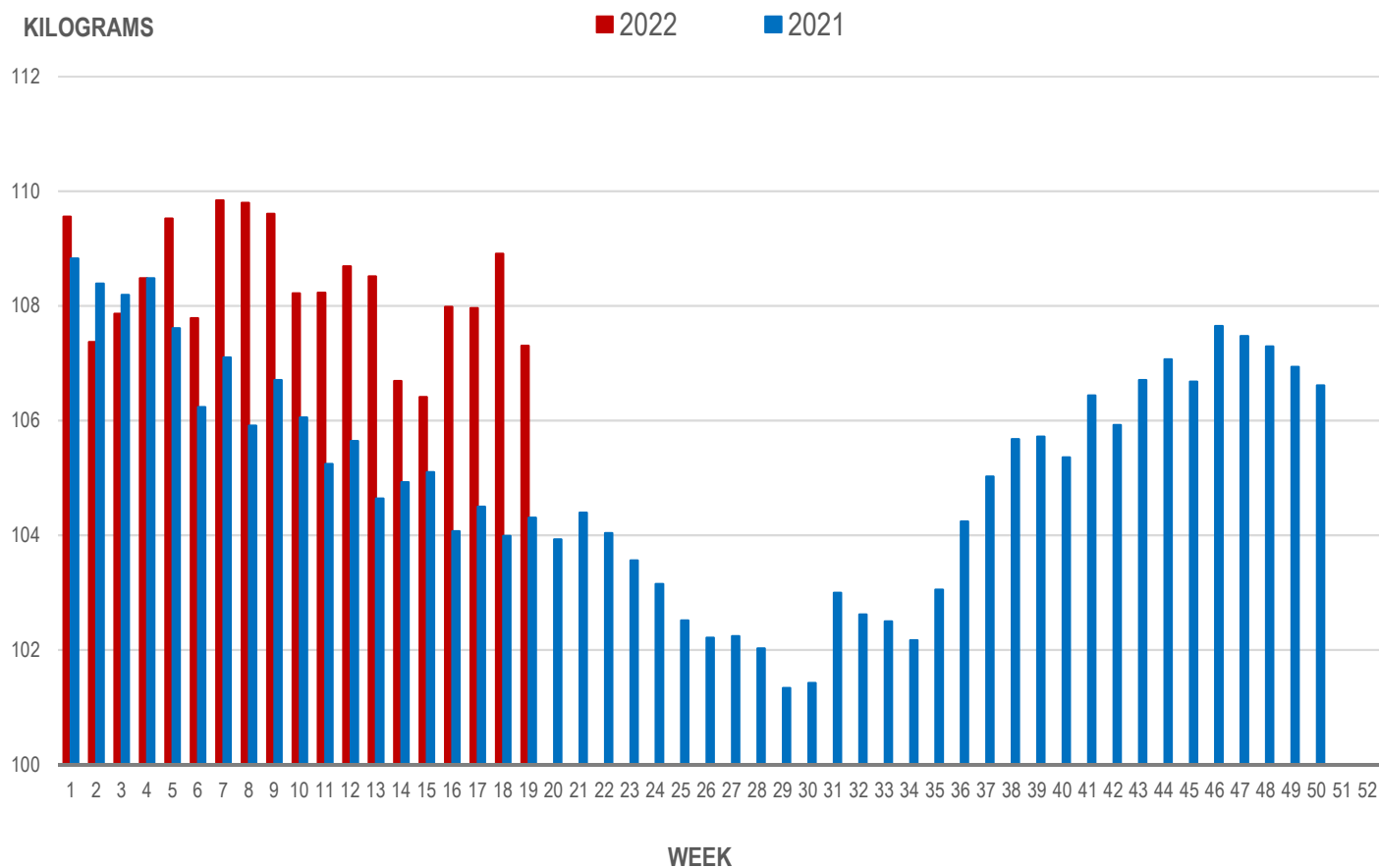
Source: Manitoba major processors

Average Weight of Hogs Processed by Major Processors, Kg

Week	Week ending date	2022	2021	Change from Previous Week	Change from Previous Year
16	2022-04-22	107.98	104.07	1.5%	3.8%
17	2022-04-29	107.96	104.50	0.0%	3.3%
18	2022-05-06	108.91	103.99	0.9%	4.7%
19	2022-05-13	107.30	104.30	-1.5%	2.9%
Four week average		108.04	104.22	-	3.7%

Source: Manitoba major processors.

AVERAGE WEIGHT OF HOGS PROCESSED BY MAJOR PROCESSORS WEEKLY



Source: Manitoba major processors

CME FUTURES PRICES, US\$/lb, Friday settle price

	LEAN HOG	Change *	PORK CUTOUT	Change *
May 2022	100.00	-2.20	101.18	-5.63
Jun 2022	100.75	-3.35	106.40	-4.25
July 2022	101.20	-5.85	106.88	-6.68
Aug 2022	101.45	-5.52	110.05	-7.10
Oct 2022	88.30	-4.40	100.85	-3.93
Dec 2022	82.15	-3.97	93.80	-3.70
Feb 2023	86.55	-3.68	97.55	-2.30
Apr 2023	91.03	-3.38	97.70	-2.30
May 2023	94.85	-3.30	100.23	-2.30
Jun 2023	98.88	-3.13	106.93	-2.30
Jul 2023	98.48	-3.68	105.68	-2.30
Aug 2023	97.35	-3.68	105.15	-2.30

Source: CME

* Price change from previous week, US\$

MAPLE LEAF Sig #4 - Contract Prices Top of Range

	Sig #4 Price C\$/100 kg	Change *
June 2022	224.54	-2.84
July 2022	224.99	-8.08
Aug 2022	227.08	-9.65
Sep 2022	203.03	-6.37
Oct 2022	197.84	-5.98
Nov 2022	195.78	-6.33
Dec 2022	187.76	-4.99
Jan 2023	190.50	-3.61
Feb 2023	197.84	NA

Source: HAMs Marketing

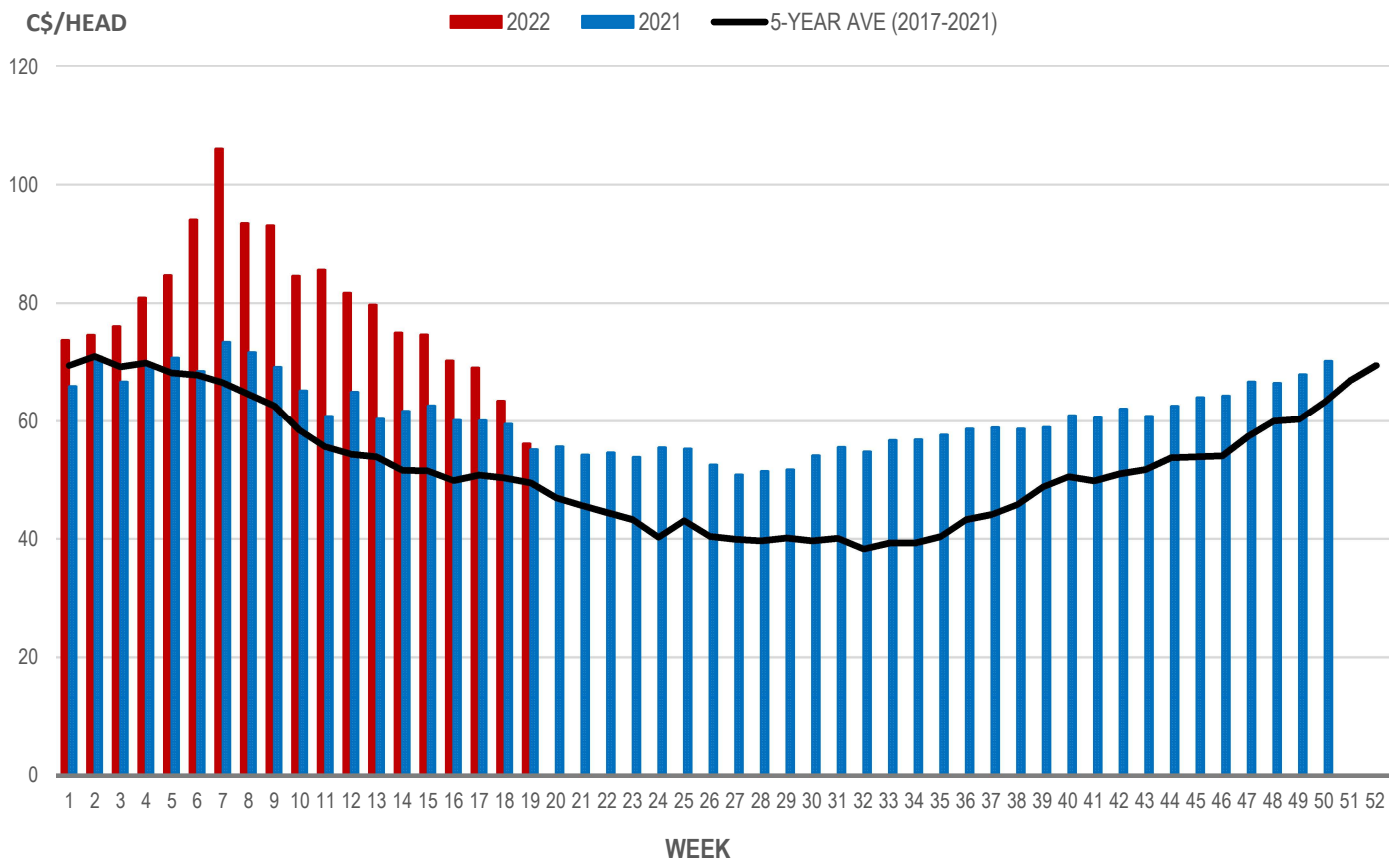
* Price change from previous week, C\$

Weaning Pigs (U.S. Total Composite Weighted Average Price per Head)

	Formula and Cash Low, US\$/Head	Formula and Cash High, US\$/Head	Wtd Avg Price, US\$/Head	Wtd Avg Price, C\$/Head
Early Weaned (10-12 lb)	21.00	57.00	43.32	56.11
Feeder Pigs (40 lb)	64.00	92.00	80.23	103.92

Source: USDA, AMS

EARLY WEANED PIGS (U.S. TOTAL COMPOSITE WEIGHTED AVERAGE PRICE PER HEAD) WEEKLY



Source: USDA, AMS

Contact us

Go to manitoba.ca/agriculture and click on Markets and Statistics

Email us at industryintelligence@gov.mb.ca

Follow us on Twitter @MBGovAg