

## MANITOBA MARKETS

# Hog Prices



January 25, 2022

For definitions of how data is collected and calculated, please see

<https://www.gov.mb.ca/agriculture/markets-and-statistics/livestock-statistics/pubs/hog-price-report-definitions-and-methodology.pdf>

### Exchange rates (Friday close)

1 US \$ = C \$1.2545

1 EURO = C \$1.4233

1 Yen = C \$0.01103

<https://www.bankofcanada.ca/rates/exchange/daily-exchange-rates/>

### Manitoba Weighted Average Carcass Prices (including premiums and discounts)

#### All In Weights C\$/100 kg

Week	Week ending date	2022	2021	Change from Previous Week	Change from Previous Year
52	2021-12-31	192.61	160.29	-0.8%	15.4%
1	2022-01-07	191.24	171.07	-0.7%	11.8%
2	2022-01-14	196.08	174.85	2.5%	12.1%
3	2022-01-21	200.88	175.65	2.4%	14.4%
<b>Four week average</b>		<b>195.21</b>	<b>170.47</b>	<b>-</b>	<b>14.5%</b>

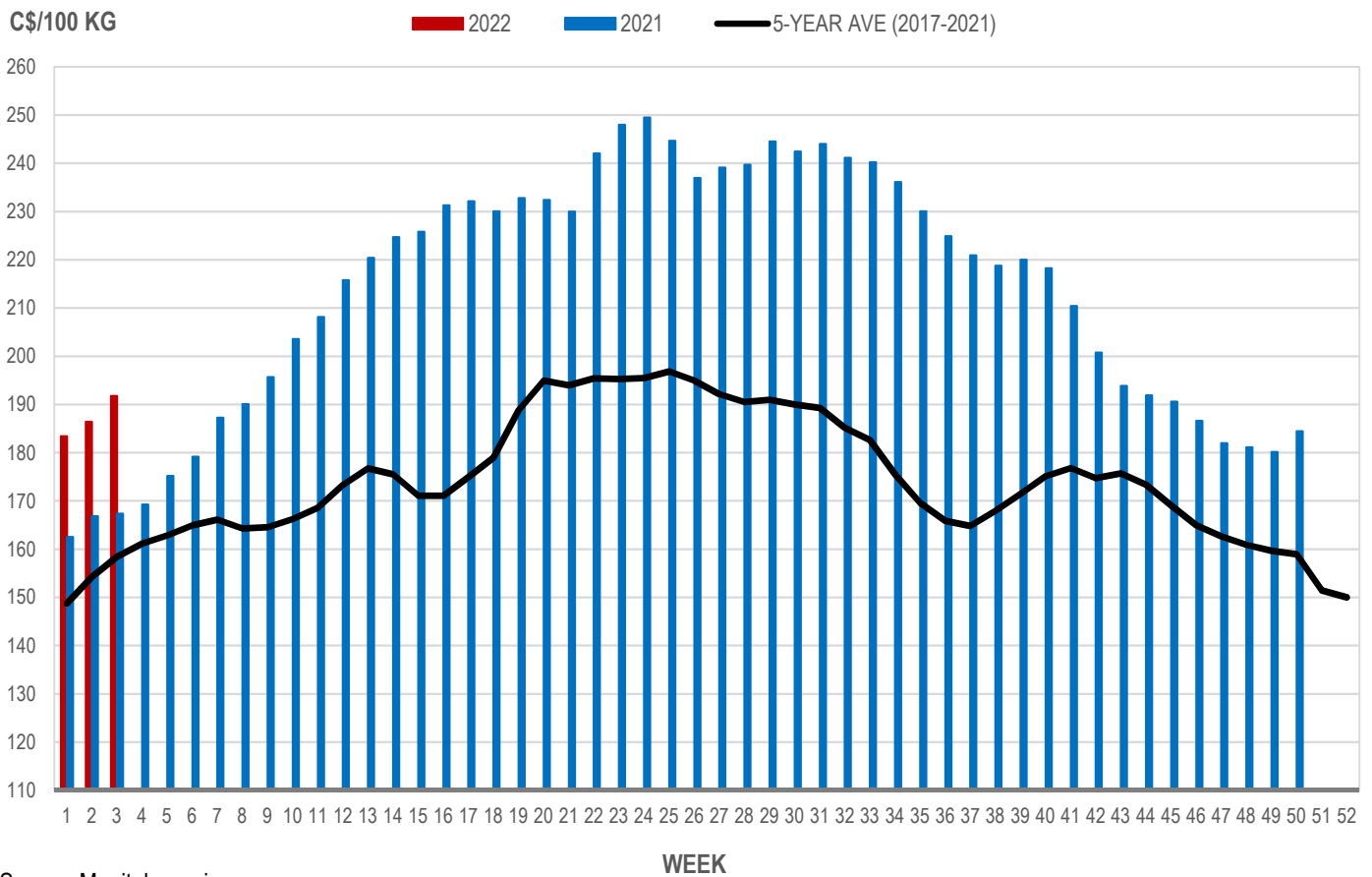
Source: Manitoba major processors.

## Index 100, C\$/100 kg

Week	Week ending date	2022	2021	Change from Previous Week	Change from Previous Year
52	2021-12-31	185.16	151.01	0.6%	17.0%
1	2022-01-07	183.40	162.49	-1.0%	12.9%
2	2022-01-14	186.40	166.83	1.6%	11.7%
3	2022-01-21	191.74	167.37	2.9%	14.6%
<b>Four week average</b>		<b>186.68</b>	<b>161.92</b>	<b>-</b>	<b>15.3%</b>

Source: Manitoba major processors.

### MANITOBA WEIGHTED AVERAGE INDEX 100 HOG PRICES WEEKLY



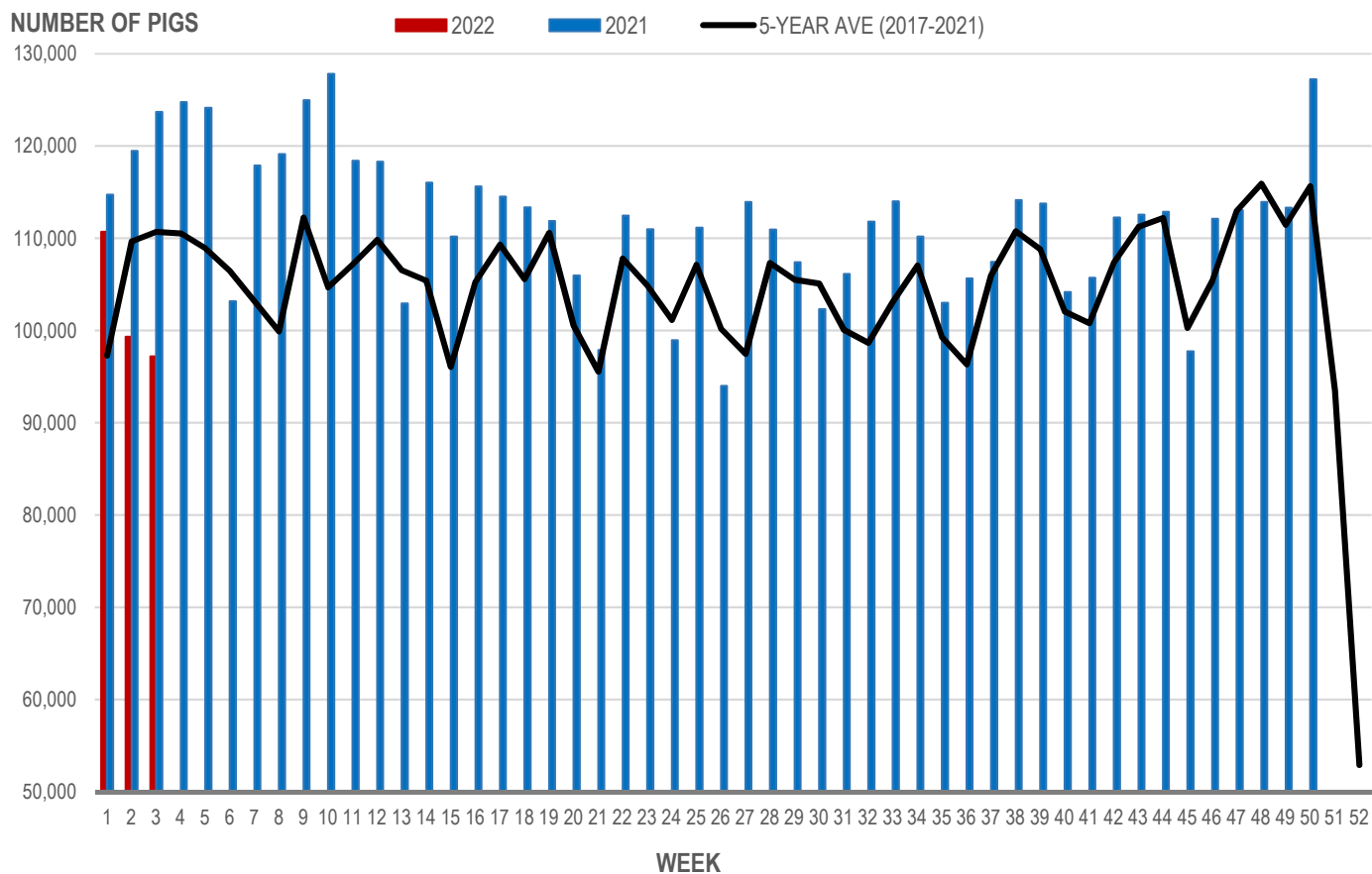
Source: Manitoba major processors

## Number of Pigs Processed by Major Processors

Week	Week ending date	2022	2021	Change from Previous Week	Change from Previous Year
52	2021-12-31	66,779	79,288	-17.1%	-1.2%
1	2022-01-07	110,707	114,704	65.8%	-3.5%
2	2022-01-14	99,311	119,446	-10.3%	-16.9%
3	2022-01-21	97,203	123,702	-2.1%	-21.4%
<b>Four week average</b>		<b>93,500</b>	<b>109,285</b>	<b>-</b>	<b>-14.4%</b>

Source: Manitoba major processors.

### NUMBER OF PIGS PROCESSED BY MAJOR PROCESSORS WEEKLY



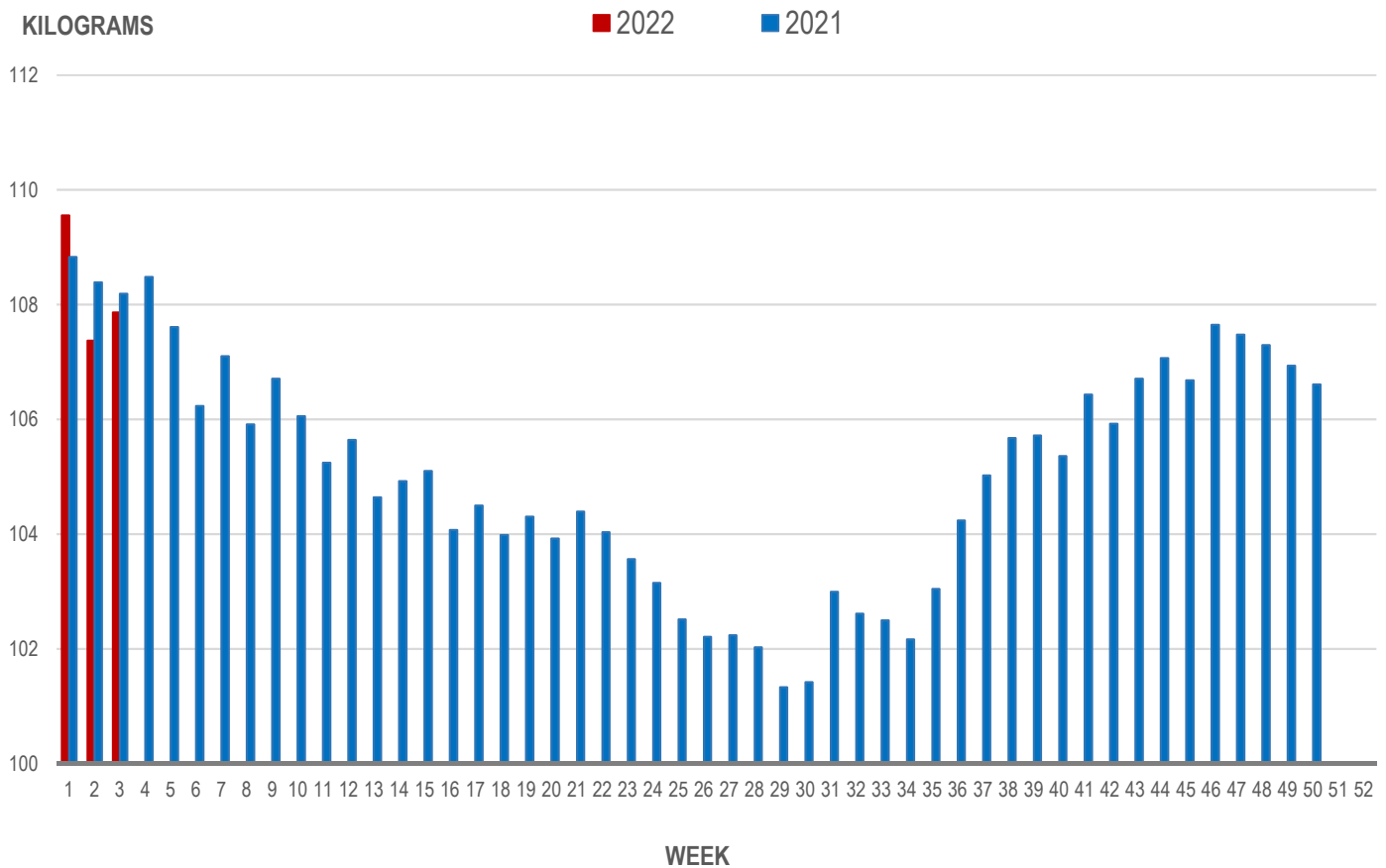
Source: Manitoba major processors

## Average Weight of Hogs Processed by Major Processors, Kg

Week	Week ending date	2021	2020	Change from Previous Week	Change from Previous Year
52	2021-12-31	108.10	107.16	1.6%	1.3%
1	2022-01-07	109.56	108.83	1.3%	0.7%
2	2022-01-14	107.37	108.39	-2.0%	-0.9%
3	2022-01-21	107.87	108.19	0.5%	-0.3%
<b>Four week average</b>		<b>108.22</b>	<b>108.14</b>	<b>-</b>	<b>0.2%</b>

Source: Manitoba major processors.

### AVERAGE WEIGHT OF HOGS PROCESSED BY MAJOR PROCESSORS WEEKLY



Source: Manitoba major processors

**CME FUTURES PRICES, US\$/lb, Friday settle price**

	<b>LEAN HOG</b>	<b>Change *</b>	<b>PORK CUTOUT</b>	<b>Change *</b>
Feb 2022	86.20	5.30	96.10	2.30
Apr 2022	94.95	6.50	103.75	4.93
May 2022	98.93	5.27	107.38	4.03
Jun 2022	104.78	4.88	113.45	4.15
July 2022	104.70	4.13	112.03	3.43
Aug 2022	103.53	3.58	112.00	1.65
Oct 2022	87.93	1.85	101.85	1.65
Dec 2022	80.15	0.85	94.68	0.00
Feb 2023	82.75	0.70	94.83	0.00
Apr 2023	85.40	0.40	94.98	0.00
May 2023	88.85	0.40	95.13	0.00

---

Source: CME

\* Price change from previous week, US\$

**MAPLE LEAF Sig #4 - Contract Prices Top of Range**

	<b>Sig #4 Price C\$/100 kg</b>	<b>Change *</b>
Mar 2022	199.35	12.87
Apr 2022	206.70	12.96
May 2022	217.10	9.02
June 2022	225.35	9.04
July 2022	225.62	7.11
Aug 2022	225.91	4.40
Sep 2022	196.08	2.09
Oct 2022	191.04	-8.31

---

Source: HAMs Marketing

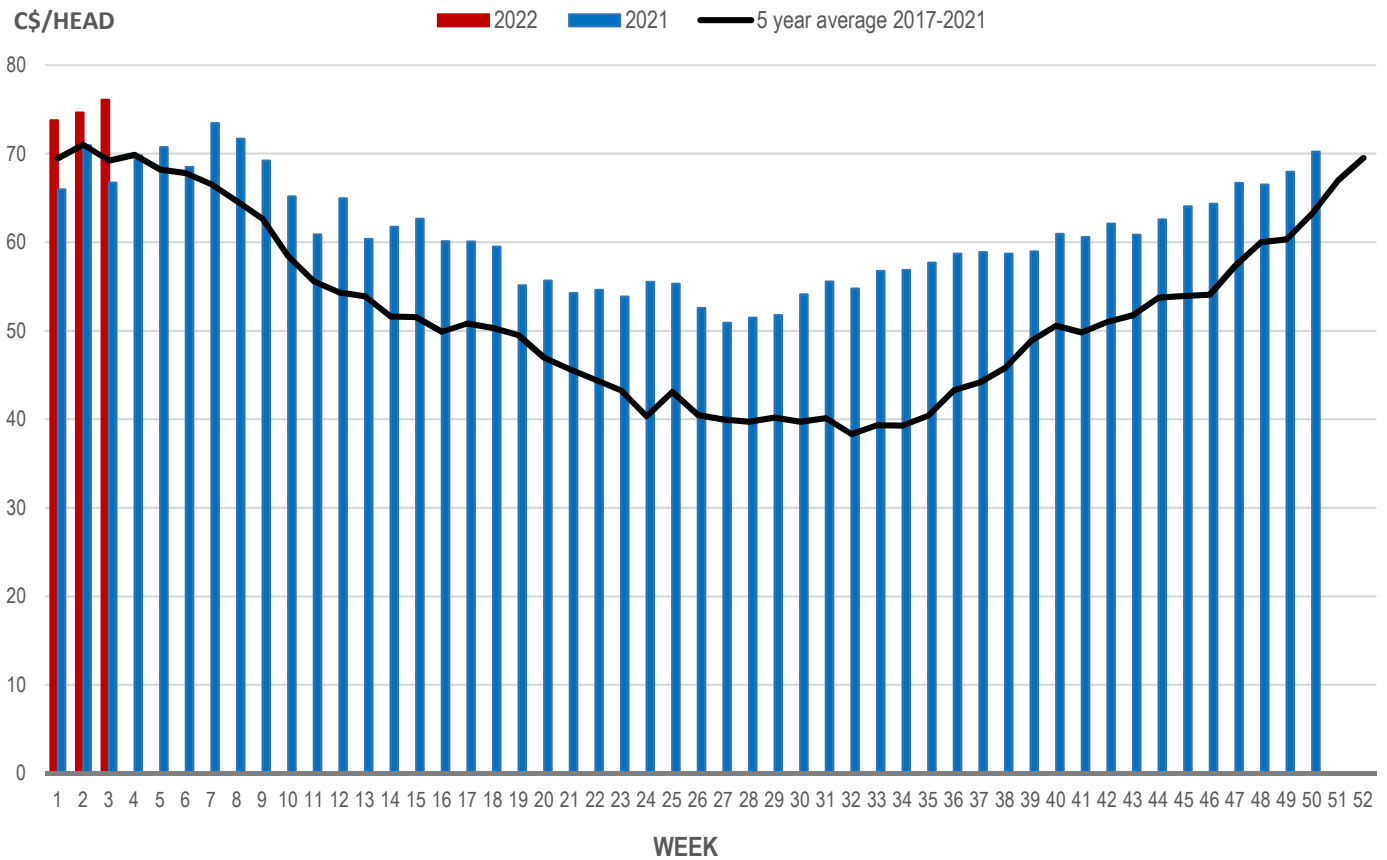
\* Price change from previous week, C\$

## Weaning Pigs (U.S. Total Composite Weighted Average Price per Head)

	Formula and Cash Low, US\$/Head	Formula and Cash High, US\$/Head	Wtd Avg Price, US\$/Head	Wtd Avg Price, C\$/Head
Early Weaned (10-12 lb)	39.65	75.00	60.64	76.07
Feeder Pigs (40 lb)	89.00	99.00	95.70	120.06

Source: USDA, AMS

## EARLY WEANED PIGS (U.S. TOTAL COMPOSITE WEIGHTED AVERAGE PRICE PER HEAD) WEEKLY



Source: USDA, AMS

### Contact us

Go to [manitoba.ca/agriculture](http://manitoba.ca/agriculture) and click on Markets and Statistics

Email us at [industryintelligence@gov.mb.ca](mailto:industryintelligence@gov.mb.ca)

Follow us on Twitter @MBGovAg