

MANITOBA MARKETS

Hog Prices



January 18, 2022

For definitions of how data is collected and calculated, please see

<https://www.gov.mb.ca/agriculture/markets-and-statistics/livestock-statistics/pubs/hog-price-report-definitions-and-methodology.pdf>

Exchange rates (Friday close)

1 US \$ = C \$1.2545

1 EURO = C \$1.4329

1 Yen = C \$0.01101

<https://www.bankofcanada.ca/rates/exchange/daily-exchange-rates/>

Manitoba Weighted Average Carcass Prices (including premiums and discounts)

All In Weights C\$/100 kg

Week	Week ending date	2022	2021	Change from Previous Week	Change from Previous Year
51	2021-12-24	194.16	166.97	0.5%	13.8%
52	2021-12-31	192.61	160.29	-0.8%	15.4%
1	2022-01-07	191.24	171.07	-0.7%	11.8%
2	2022-01-14	196.08	174.85	2.5%	12.1%
Four week average		193.52	168.30	-	15.0%

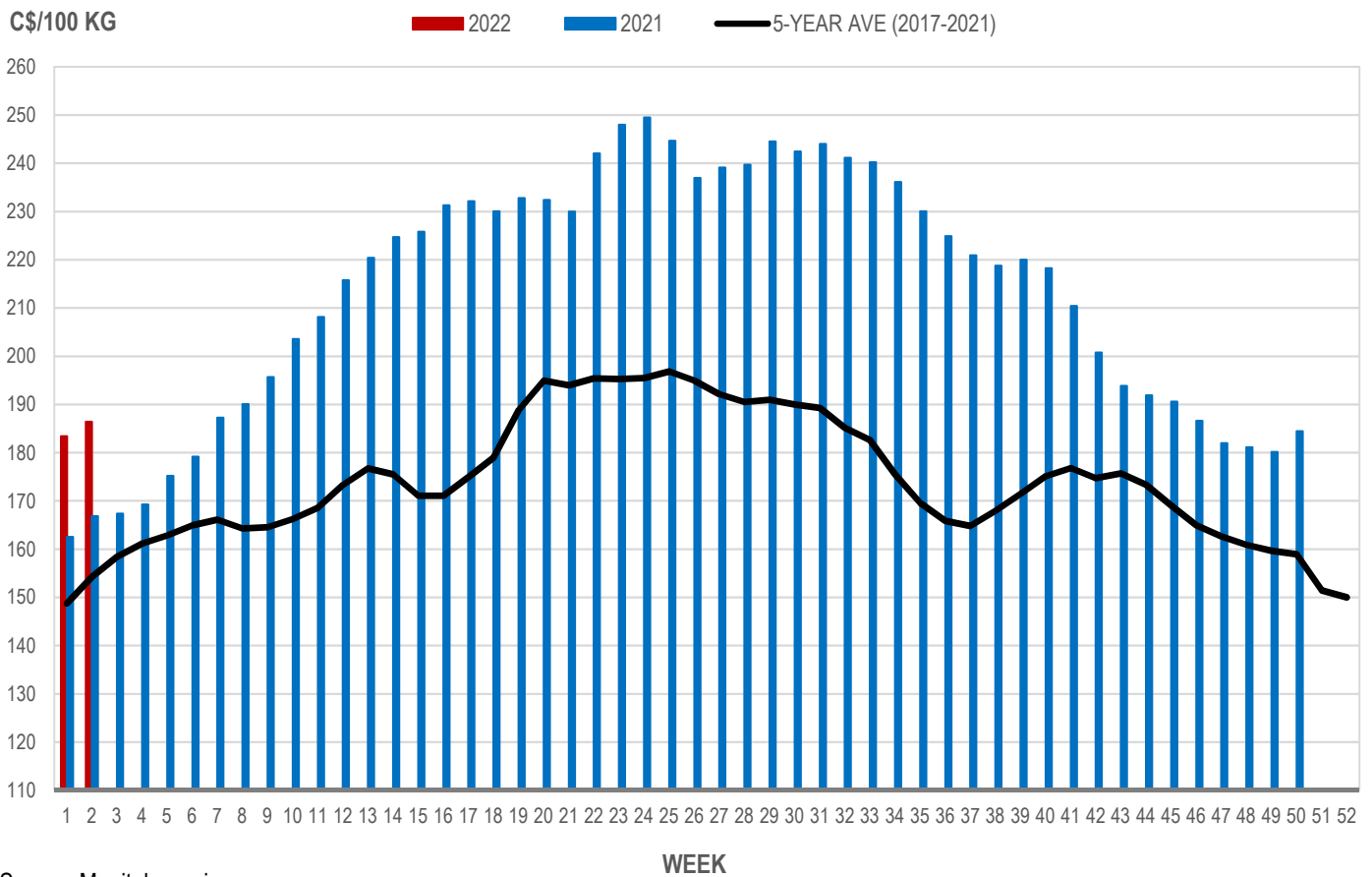
Source: Manitoba major processors.

Index 100, C\$/100 kg

Week	Week ending date	2022	2021	Change from Previous Week	Change from Previous Year
51	2021-12-24	184.03	158.31	-0.2%	13.3%
52	2021-12-31	185.16	151.01	0.6%	17.0%
1	2022-01-07	183.40	162.49	-1.0%	12.9%
2	2022-01-14	186.40	166.83	1.6%	11.7%
Four week average		184.75	159.66	-	15.7%

Source: Manitoba major processors.

MANITOBA WEIGHTED AVERAGE INDEX 100 HOG PRICES WEEKLY



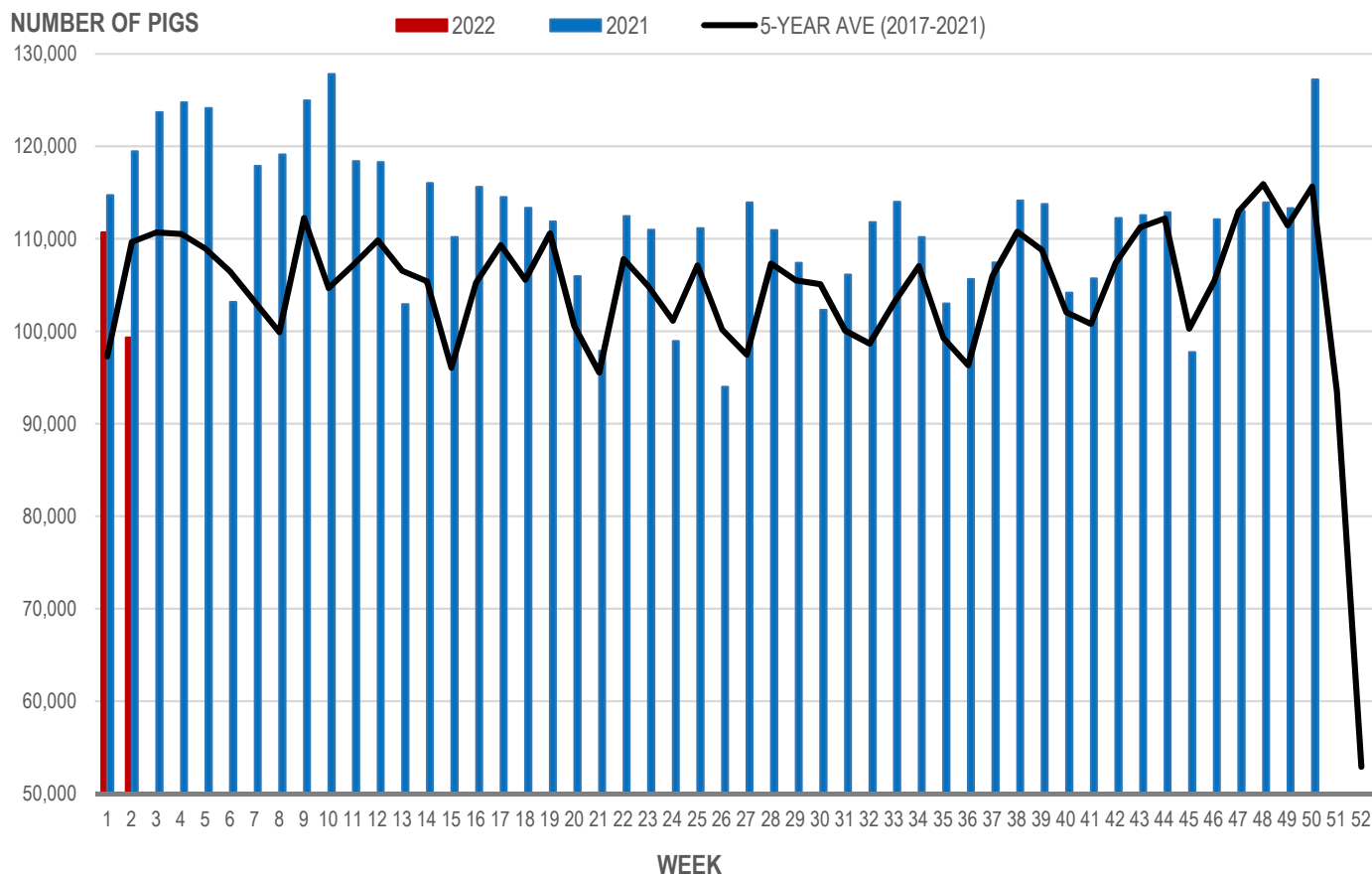
Source: Manitoba major processors

Number of Pigs Processed by Major Processors

Week	Week ending date	2022	2021	Change from Previous Week	Change from Previous Year
51	2021-12-24	80,545	67,562	-36.7%	-35.8%
52	2021-12-31	66,779	79,288	-17.1%	-1.2%
1	2022-01-07	110,707	114,704	65.8%	-3.5%
2	2022-01-14	99,311	119,446	-10.3%	-16.9%
Four week average		89,336	95,250	-	-6.2%

Source: Manitoba major processors.

NUMBER OF PIGS PROCESSED BY MAJOR PROCESSORS WEEKLY



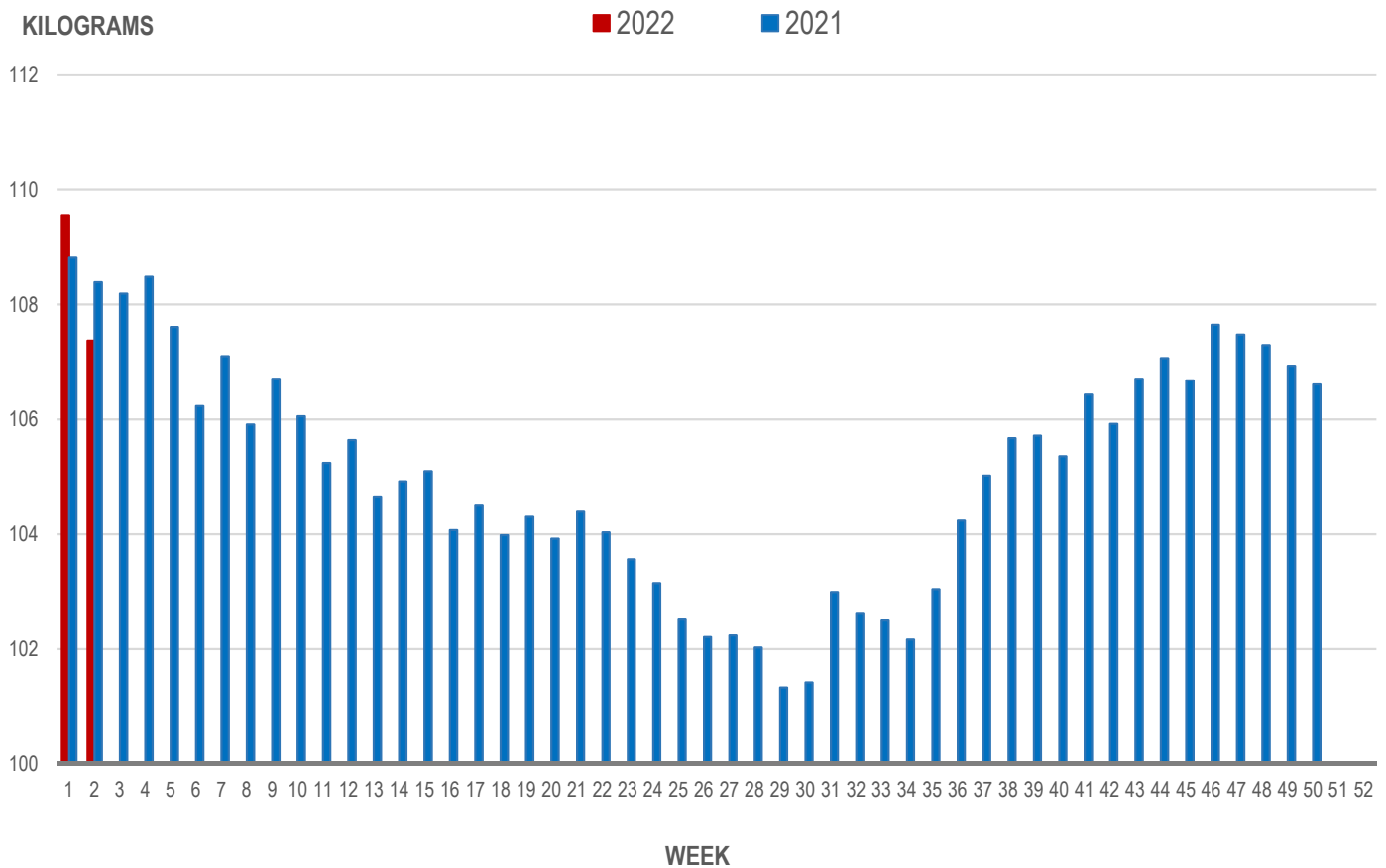
Source: Manitoba major processors

Average Weight of Hogs Processed by Major Processors, Kg

Week	Week ending date	2021	2020	Change from Previous Week	Change from Previous Year
51	2021-12-24	106.39	106.69	-0.2%	0.0%
52	2021-12-31	108.10	107.16	1.6%	1.3%
1	2022-01-07	109.56	108.83	1.3%	0.7%
2	2022-01-14	107.37	108.39	-2.0%	-0.9%
Four week average		107.85	107.77	-	0.3%

Source: Manitoba major processors.

AVERAGE WEIGHT OF HOGS PROCESSED BY MAJOR PROCESSORS WEEKLY



Source: Manitoba major processors

CME FUTURES PRICES, US\$/lb, Friday settle price

	LEAN HOG	Change *	PORK CUTOUT	Change *
Feb 2022	80.90	1.25	93.80	1.80
Apr 2022	88.45	1.10	98.83	0.73
May 2022	93.65	1.30	103.35	0.80
Jun 2022	99.90	1.10	109.30	1.22
July 2022	100.58	1.30	108.60	1.40
Aug 2022	99.95	1.25	110.35	0.92
Oct 2022	86.08	0.75	100.20	1.88
Dec 2022	79.30	0.80	94.68	1.13
Feb 2023	82.05	0.50	94.83	1.13
Apr 2023	85.00	0.50	94.98	1.13
May 2023	88.45	0.92	95.13	1.13

Source: CME

* Price change from previous week, US\$

MAPLE LEAF Sig #4 - Contract Prices Top of Range

	Sig #4 Price C\$/100 kg	Change *
Feb 2022	180.69	-3.53
Mar 2022	186.48	-4.15
Apr 2022	193.74	-4.59
May 2022	208.08	-3.93
June 2022	216.31	-4.03
July 2022	218.51	-3.60
Aug 2022	221.51	-2.81
Sep 2022	193.99	-1.94

Source: HAMs Marketing

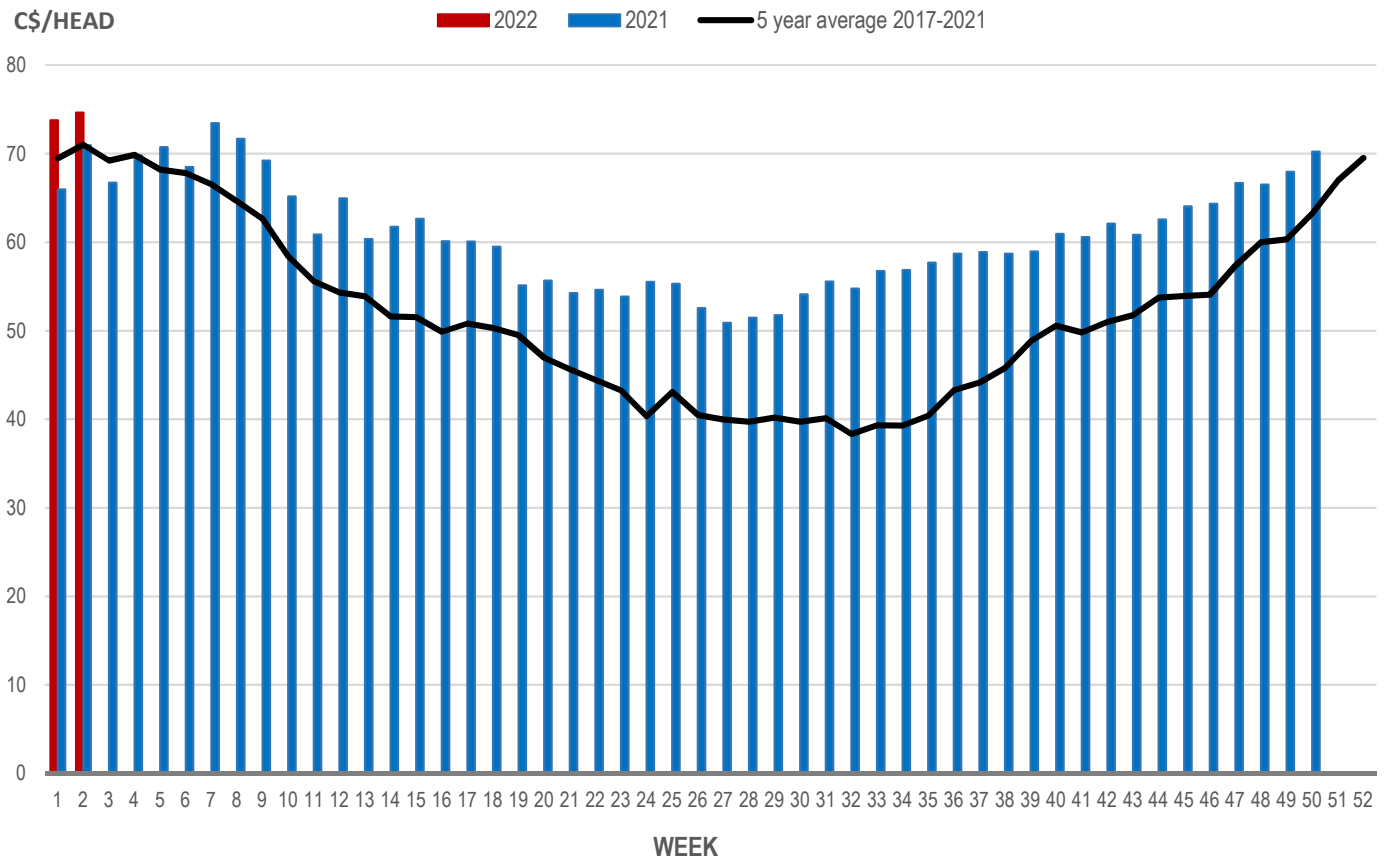
* Price change from previous week, C\$

Weaning Pigs (U.S. Total Composite Weighted Average Price per Head)

	Formula and Cash Low, US\$/Head	Formula and Cash High, US\$/Head	Wtd Avg Price, US\$/Head	Wtd Avg Price, C\$/Head
Early Weaned (10-12 lb)	45.50	73.00	59.49	74.63
Feeder Pigs (40 lb)	80.00	93.00	87.18	109.37

Source: USDA, AMS

EARLY WEANED PIGS (U.S. TOTAL COMPOSITE WEIGHTED AVERAGE PRICE PER HEAD) WEEKLY



Source: USDA, AMS

Contact us

Go to manitoba.ca/agriculture and click on Markets and Statistics

Email us at industryintelligence@gov.mb.ca

Follow us on Twitter @MBGovAg