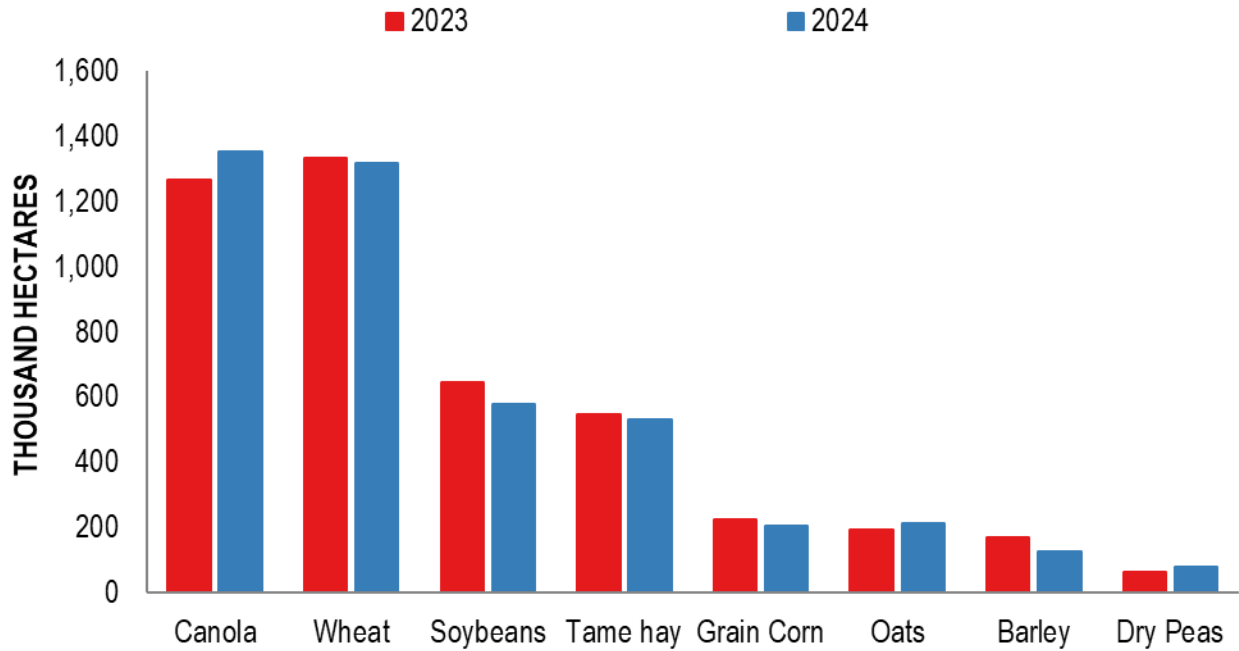


Estimates of Field Crop Production 2024



- The 2024 season was one more example of having to play the hand you are dealt. The spring began with promisingly near-ideal planting conditions, but quickly became too wet after a few rainstorms. Farmers faced multiple challenges, working to drain just-planted fields of standing water while struggling to complete seeding in the drier breaks in the weather. Our longer season crops, corn and soybeans, saw reduced seeded area as wet conditions closed the planting window prior to completion. Canola faced the worst growing experience as it became the crop of choice for late seeding, thanks to relatively stronger pricing. However, the wet soil conditions made planting difficult, then emergence was poor and uneven, followed by a blast of heat in early summer.
- Canola disappointed on yields in 2024, averaging 37.1 bushels per acre, down 16.3 per cent from last year's record of 44.3 bushels per acre. Harvested area was up 6.2 per cent to 3.31 million acres, but production dropped by 11 per cent to 2.78 million tonnes, the lowest level since 2016. Manitoba produced 15.6 per cent of Canada's canola in 2024.
- Manitoba reported total wheat production of 5.49 million tonnes, up slightly from last year's 5.45 million tonnes. The 2024 growing season was much better for wheat than canola and yields achieved a new record of 62.8 bushels per acre, better than last year by 2.4 per cent. Harvested area was down 1.6 per cent. Manitoba's production represented 15.7 per cent of total Canadian wheat production for 2024.
- Soybeans fared well in 2024 as they tend to perform better than our other crops in wet spring conditions. Although seeded and harvested area were about 11 per cent lower due to wet seeding conditions, soybeans managed to set a new record yield of 44 bushels per acre, which was 21.5 per cent higher than 2023. Total production of 1.7 million tonnes was the highest since 2018 and fourth highest on record. Manitoba accounted for 22.4 per cent of Canada's soybean output for 2024.
- Grain corn enjoyed a very strong year in 2024, nearly matching last year's production record. Total production came in at 1.77 million tonnes, just one per cent under last year's record. Yields were the second highest on record at 139.4 bushels per acre, up 8.6 per cent compared to 2023. Seeded and harvested area was down nine per cent from 2023, mainly due to difficulties planting on time in the wet spring of 2024.
- Oat production jumped 43 per cent higher in 2024, as harvested acreage increased by 11 per cent and yields rose by 28.9 per cent compared to 2023. This year's yield of 119.3 bushels per acre set a new record, topping the 116.7 bushels per acre mark set in 2022. Manitoba produced 27.8 per cent of Canada's oat production in 2024.
- Barley production of 511,859 tonnes was down 23 per cent from last year from 657,000 tonnes in 2022. Yields were strong at 78.3 bushels per acre (third highest on record), but seeded acreage was 25 per cent smaller than 2023.
- Harvested area of dry peas rose by 17 per cent for 2024 versus 2023, and yields were up 2.4 per cent to 51.1 bushels per acre in 2024 compared to 49.9 bushels per acre in 2023. Total production of 261,682 metric tonnes set a new record compared to the previous high mark of 255,507 metric tonnes in 2022.

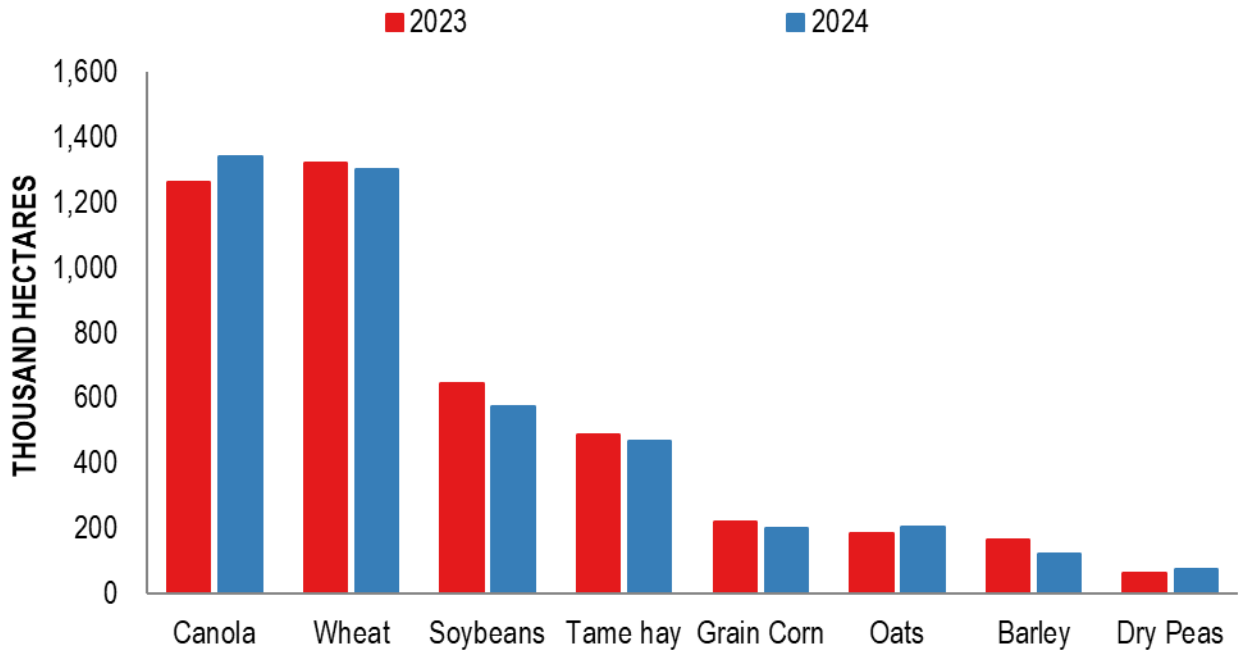
MANITOBA SEEDED AREA



Source: Statistics Canada, Table 32-10-0359-01

Manitoba Agriculture, Foresight and Analysis

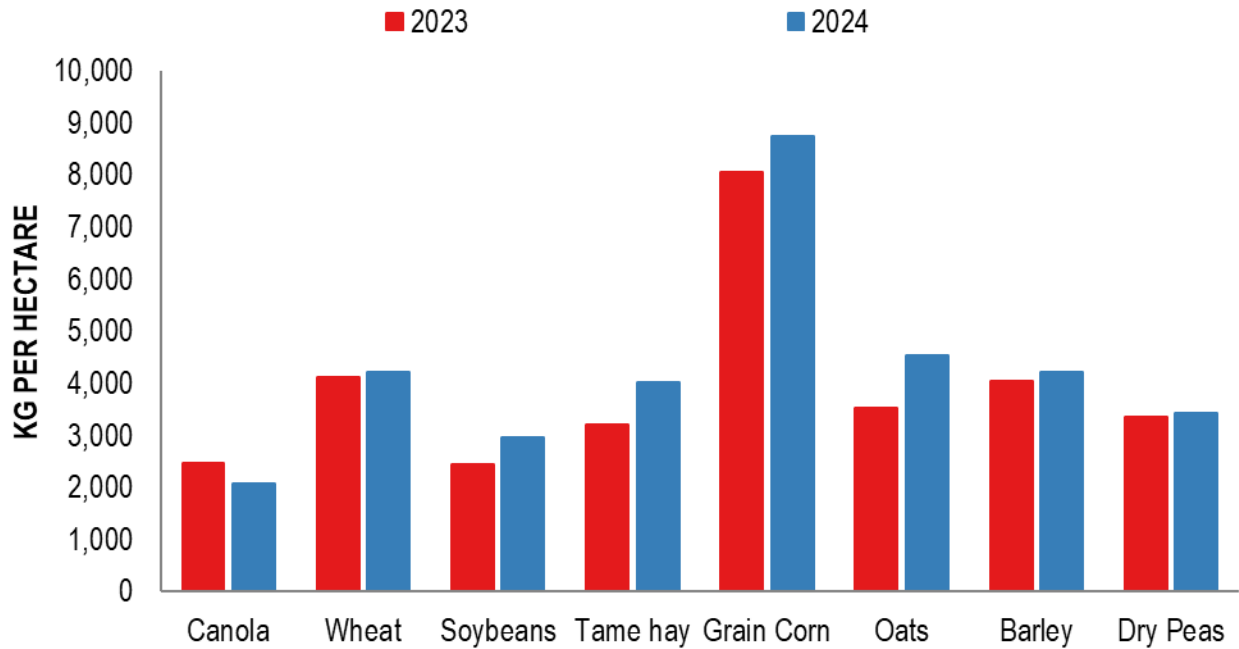
MANITOBA HARVESTED AREA



Source: Statistics Canada, Table 32-10-0359-01

Manitoba Agriculture, Foresight and Analysis

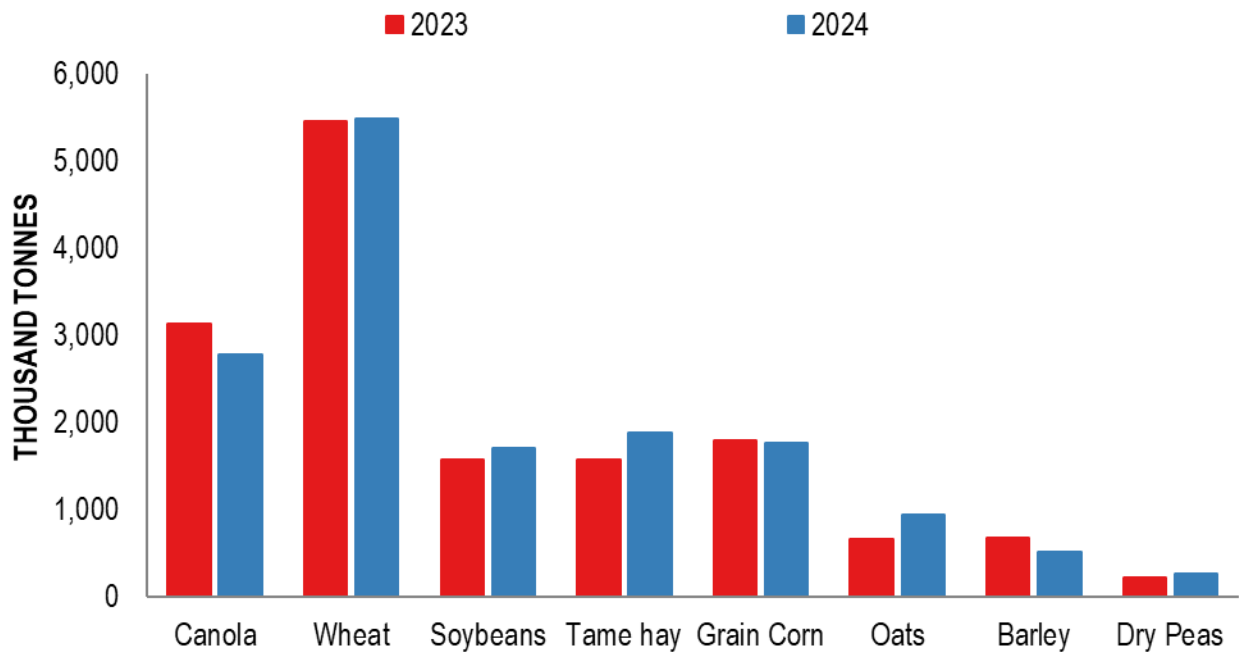
MANITOBA CROP YIELD



Source: Statistics Canada, Table 32-10-0359-01

Manitoba Agriculture, Foresight and Analysis

MANITOBA CROP PRODUCTION



Source: Statistics Canada, Table 32-10-0359-01

Manitoba Agriculture, Foresight and Analysis

CROP PRODUCTION (IMPERIAL UNITS)

	2022	2023	2024	% 24/23
Seeded Area (Acres)				
Canola	3,280,800	3,128,200	3,336,200	107
All wheat	3,094,400	3,291,700	3,250,000	99
Spring wheat	2,985,900	3,166,100	3,183,000	101
Winter wheat	44,800	74,700	32,800	44
Soybeans	1,134,800	1,595,400	1,425,700	89
Tame hay	1,397,400	1,348,300	1,312,100	97
Oats	697,000	474,900	522,700	110
Barley	423,500	414,500	311,200	75
Corn	378,600	553,900	504,600	91
Dry beans	125,400	142,300	187,400	132
Fodder corn	118,600	127,300	138,400	109
Rye	164,600	87,900	77,300	88
Dry peas	188,600	161,300	191,400	119
Sunflower seed	84,000	85,000	44,900	53
Flaxseed	51,200	43,000	40,300	94
Harvested Area (Acres)				
Canola	3,219,500	3,116,200	3,308,200	106
All wheat	3,011,400	3,267,100	3,213,200	98
Spring wheat	2,949,900	3,149,800	3,158,200	100
Winter wheat	26,500	72,800	30,900	42
Soybeans	1,127,200	1,589,600	1,415,800	89
Tame hay	1,270,000	1,206,800	1,155,400	96
Oats	649,600	457,200	507,600	111
Barley	406,600	404,800	300,300	74
Corn	372,100	547,600	498,900	91
Dry beans	124,200	141,800	185,800	131
Fodder corn	92,900	84,300	109,400	130
Rye	141,300	83,500	57,200	69
Dry peas	186,800	160,700	188,300	117
Sunflower seed	83,500	84,600	44,200	52
Flaxseed	50,200	41,400	40,200	97
Yield (Bushels per Acre)				
Canola	43.3	44.3	37.1	84
All wheat	61.7	61.3	62.8	102
Spring wheat	61.8	61.6	62.9	102
Winter wheat	55.4	58.1	63.4	109
Soybeans	43	36.2	44	122
Tame hay (<i>Tons per Acre</i>)	2	1.43	1.79	125
Oats	116.7	92.6	119.4	129
Barley	74.3	75.4	78.3	104
Corn	140.9	128.4	139.4	109
Dry beans (<i>Hundredweight per Acre</i>)	23.1	19	21.6	114
Fodder corn (<i>Tons per Acre</i>)	17.48	17.8	15.42	87
Rye	56.1	58.9	69.8	119
Dry peas	50.3	49.9	51.1	102
Sunflower seed (<i>Pounds per Acre</i>)	2057	2153	1994	93
Flaxseed	32.7	25.2	27.1	108

CROP PRODUCTION (METRIC)

	2022	2023	2024	% 24/23
Seeded Area (Hectares)				
Canola	1,327,700	1,265,900	1,350,100	107
All wheat	1,252,100	1,332,200	1,315,200	99
Spring wheat	1,208,200	1,281,300	1,288,100	101
Winter wheat	18,100	30,200	13,300	44
Soybeans	459,200	645,600	576,900	89
Tame hay	565,500	545,600	530,900	97
Oats	282,100	192,200	211,500	110
Barley	171,400	167,700	125,900	75
Corn	153,200	224,100	204,200	91
Dry beans	50,600	57,700	75,700	131
Fodder corn	48,000	51,500	56,000	109
Rye	66,600	35,500	31,300	88
Dry peas	76,300	65,200	77,500	119
Sunflower seed	34,000	34,400	18,200	53
Flaxseed	20,700	17,400	16,300	94
Harvested Area (Hectares)				
Canola	1,302,900	1,261,100	1,338,800	106
All wheat	1,218,600	1,322,100	1,300,400	98
Spring wheat	1,193,700	1,274,600	1,278,100	100
Winter wheat	10,700	29,500	12,500	42
Soybeans	456,200	643,300	572,900	89
Tame hay	514,000	488,300	467,500	96
Oats	262,900	185,000	205,400	111
Barley	164,500	163,800	121,500	74
Corn	150,600	221,600	201,900	91
Dry beans	50,200	57,500	75,100	131
Fodder corn	37,600	34,100	44,300	130
Rye	57,200	33,800	23,100	68
Dry peas	75,700	65,000	76,200	117
Sunflower seed	33,800	34,200	17,900	52
Flaxseed	20,300	16,700	16,300	98

CROP PRODUCTION (METRIC)
(continued)
% 24/23

	2022	2023	2024	
Yield (Kilograms per Hectare)				
Canola	2,427	2,482	2,079	84
All wheat	4,148	4,123	4,223	102
Spring wheat	4,156	4,139	4,227	102
Winter wheat	3,728	3,908	4,262	109
Soybeans	2,890	2,436	2,961	122
Tame hay	4,482	3,212	4,024	125
Oats	4,445	3,530	4,548	129
Barley	3,995	4,057	4,212	104
Corn	8,843	8,058	8,752	109
Dry beans	2,587	2,125	2,425	114
Fodder corn	39,177	39,909	34,560	87
Rye	3,520	3,695	4,386	119
Dry peas	3,375	3,354	3,434	102
Sunflower seed	2,306	2,414	2,235	93
Flaxseed	2,053	1,584	1,701	107
Production (Metric Tonnes)				
Canola	3,162,428	3,130,200	2,783,550	89
All wheat	5,054,368	5,451,483	5,491,504	101
Spring wheat	4,961,058	5,276,114	5,402,607	102
Winter wheat	39,942	115,186	53,309	46
Soybeans	1,318,459	1,566,858	1,696,770	108
Tame hay	2,303,548	1,568,300	1,881,200	120
Oats	1,168,612	653,251	934,350	143
Barley	657,317	664,587	511,859	77
Corn	1,331,625	1,785,503	1,767,084	99
Dry beans	130,064	121,895	182,301	150
Fodder corn	1,473,603	1,361,122	1,529,435	112
Rye	201,343	124,893	101,324	81
Dry peas	255,507	217,996	261,682	120
Sunflower seed	77,919	82,592	40,022	48
Flaxseed	41,690	26,516	27,708	104

Source: Statistics Canada, Table 32-10-0359-01.

Contact us

- Go to manitoba.ca/agriculture and click on [Markets and Statistics](#).
- Email us at industryintelligence@gov.mb.ca.
- Follow us on X @MBGovAg.

